

BROOKLYN WHISKERS

THE FINAL SET PRESENTATION

THE WORKING SET
24/FA-INT-419-03

DEFNE GUNEL
ZOE YAN
ANRAN YIN

TEAM IDENTITY



For the logo design, we drew inspiration from our concept of a cat café, envisioning the café as a home for cats. To reflect this idea, we placed a cat inside a cup, symbolizing comfort and warmth.

MENU



Brooklyn Whiskers

Open Daily 10 am - 5 pm
917-690-9281

Coffee

	Hot	Ice
Espresso	4.25	5.25
Americano	4.25	5.25
Mocha	5.75	6.75
Latte	5.75	6.75
Dirty	-	6.75
Cold Brew	-	6.75
Cappuccino	-	7.00



Non-Coffee

	Hot	Ice
Cocoa	4.25	5.25
Chocolate	4.25	5.25
Lemon Soda	-	6.75
Blue Soda	-	7.25
Strawberry Smoothies	-	7.25

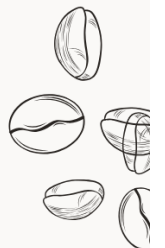


Cat-Snack

Freeze-Dried Chicken	5.25
Freeze-Dried Fish	5.25
Dental Chews	6.75
Tuna Flakes	7.25

Dessert

Croissant	5.25
Cheesecake	5.25
Muffin	6.75
Cookie	4.25



CONCEPT

GOAL

BROOKLYN CAT ADOPTION CAFÉ PROPOSAL

As the recent closure of the Brooklyn Pet Adoption center, there is an urgent need for a new, accessible location where residents can connect with and adopt pets. Brooklyn neighborhood, with its dense population and vibrant community, presents the perfect place for a unique cat adoption café. This concept aims to combine the social experience of a café with the important mission of pet adoption, creating a welcoming space where people can have relaxing moments and potentially find their new feline companion.

KEY CONCEPT:

1. Café:

- The café will offer a cozy, inviting atmosphere with comfortable seating and a selection of beverages. The design incorporates plenty of natural light, soft furnishings, and cat-friendly spaces where the cats can play, rest, and interact with visitors.

2. Adoption Mission:

- All cats in the café will be available for adoption through partnerships with local shelters and rescue organizations. Adopters can spend lovely time with the cats in the café, getting to know them in a more natural setting than a traditional shelter. Adoption counselors will guide them through the process, and ensure a good match.

3. Community Engagement:

- The café will serve as a social hub, where people can connect over a shared love of animals, reducing loneliness and fostering a sense of community. We will host regular events, such as adoption drives, workshops on pet care. Educational programs will be offered to teach the community about responsible pet ownership, the benefits of adoption.

4. Sustainability:

- All organizations that work with the café will prioritize the well-being of the animals. We will make sure they are healthy, vaccinated, and spayed or neutered before adoption. The café will prioritize sustainability by using environmentally friendly materials, minimizing waste.

Our group did a research about the adoption center in Brooklyn, recently one of the big adoption center in New York closed their Brooklyn facility. So we think it will be good if we can create an adoption cat cafe that people in this area can visit and find themselves a whisker.

HERE ARE SEVERAL GOALS FOR A CAT ADOPTION CAFÉ:

1. Facilitate Cat Adoptions: Create a welcoming environment where potential adopters can interact with cats, fostering successful adoptions and reducing the number of cats in shelters.

2. Raise Awareness: Educate the community about animal welfare, responsible pet ownership, and the benefits of adopting shelter animals.

3. Provide a Safe Haven for Cats: Offer a comfortable, stress-free space for cats to live while awaiting adoption, ensuring their physical and emotional well-being.

4. Promote Community Engagement: Build a sense of community by hosting events, workshops, and programs focused on animal care and fostering relationships between people and pets.

5. Generate Sustainable Revenue: Operate a profitable café that supports the upkeep of the cats and the adoption process, through café sales, merchandise, and donations.

6. Encourage Volunteerism: Provide opportunities for volunteers to engage in the care and socialization of the cats, while learning about animal welfare.

7. Support Local Shelters: Partner with local animal shelters and rescue groups to increase the adoption rates and help more cats find forever homes.

8. Create a Relaxing Space: Offer a unique and calming experience for visitors, combining the therapeutic benefits of spending time with cats and enjoying food and beverages in a tranquil environment.



SITE

181 SMITH STREET
BROOKLYN, NY 11201

BLOCK 391, LOT 4
3,200 SF



PROGRAM DIAGRAMS

SEATING AREA FOR INTERACTIONS

BAR: CASHIER, COFFEE, FOOD PICK-UP WITH SEATING 12-15 PEOPLE, TRIPLE SINK, ICE BIN, HAND SINK, DRINK TAP UNIT, DESERT BAR

CAT ROOM: FOR CAT TO REST AND STAY IN THE NIGHT. THE GLASS TRANSPARENT WALL CAN LET PEOPLE AND CAT SEE EACH OTHER

KITCHEN: FOOD PREPARATION/MAKING AREA

STORAGE ROOM FOR CAT FOOD OR ANYTHING

STORAGE FOR THE KITCHEN: TO STORE FOODS

LAUNDRY ROOM

CAT WASHROOM & TOILET

SEATING FOR 20-30 PEOPLE: MOVABLE TABLES & CHAIRS, THE TABLES SHOULD BE ADJUSTABLE

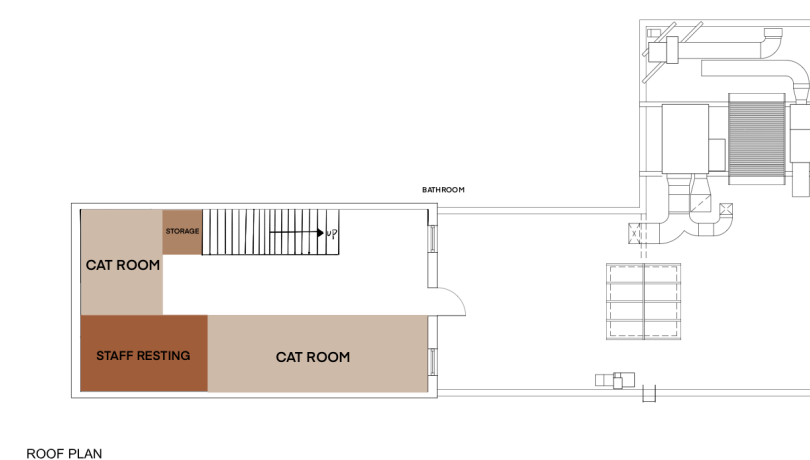
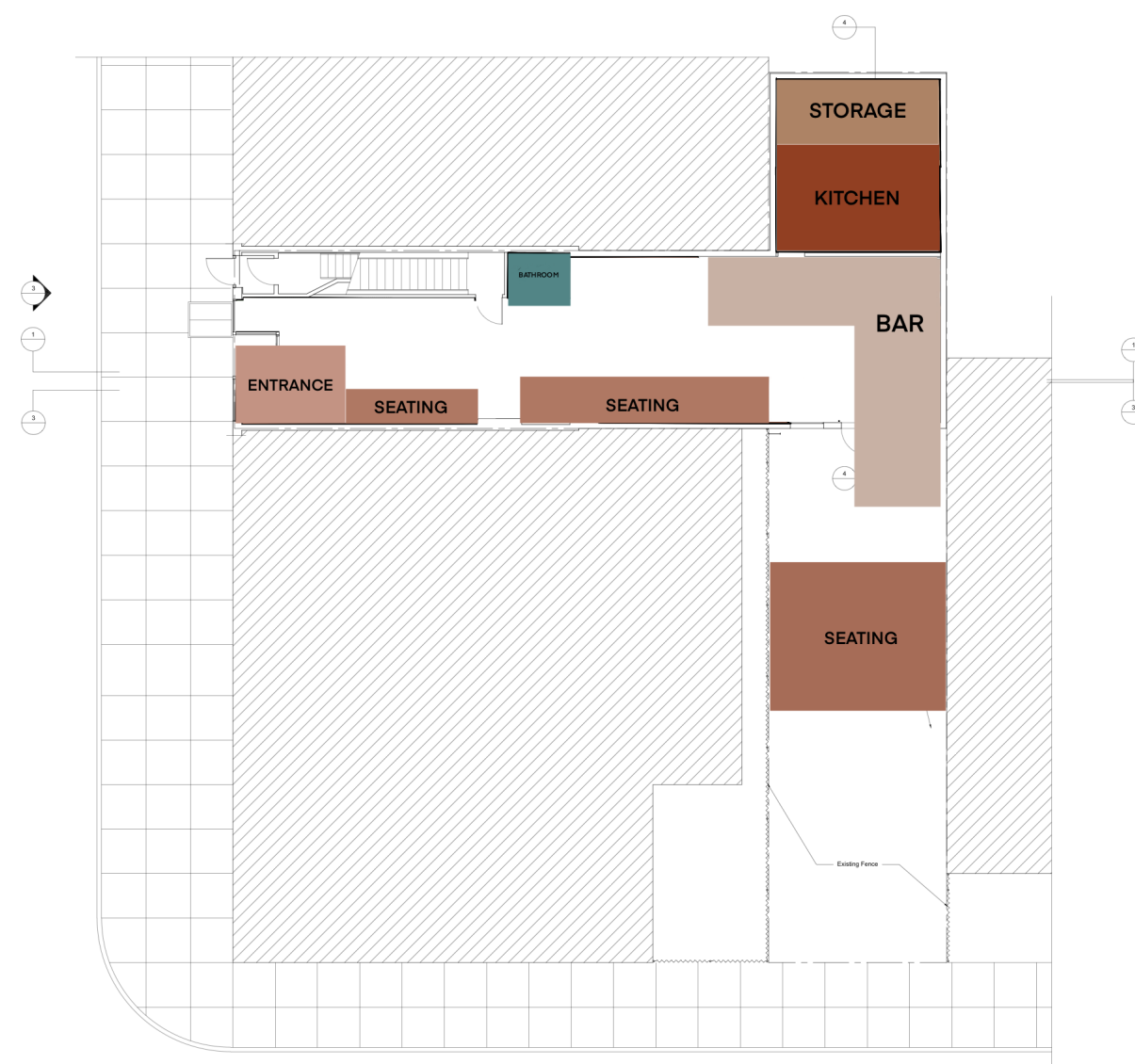
CAT ROOM: CAT ROOM FOR CATS TO SPEND OVERNIGHT AND REST (ONLY EMPLOYEES WILL BE ALLOWED INSIDE)

JANITORS CLOSET

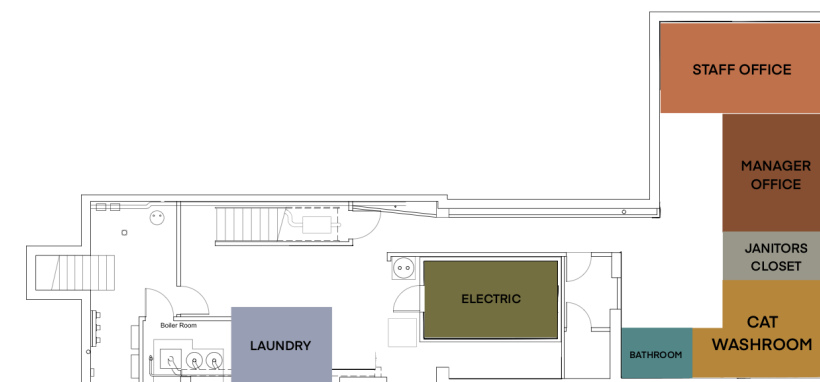
STAFF OFFICE

STAFF RESTING AREA

ELECTRICAL CLOSET




ROOF PLAN





CELLAR PLAN

DESIGN SCHEME


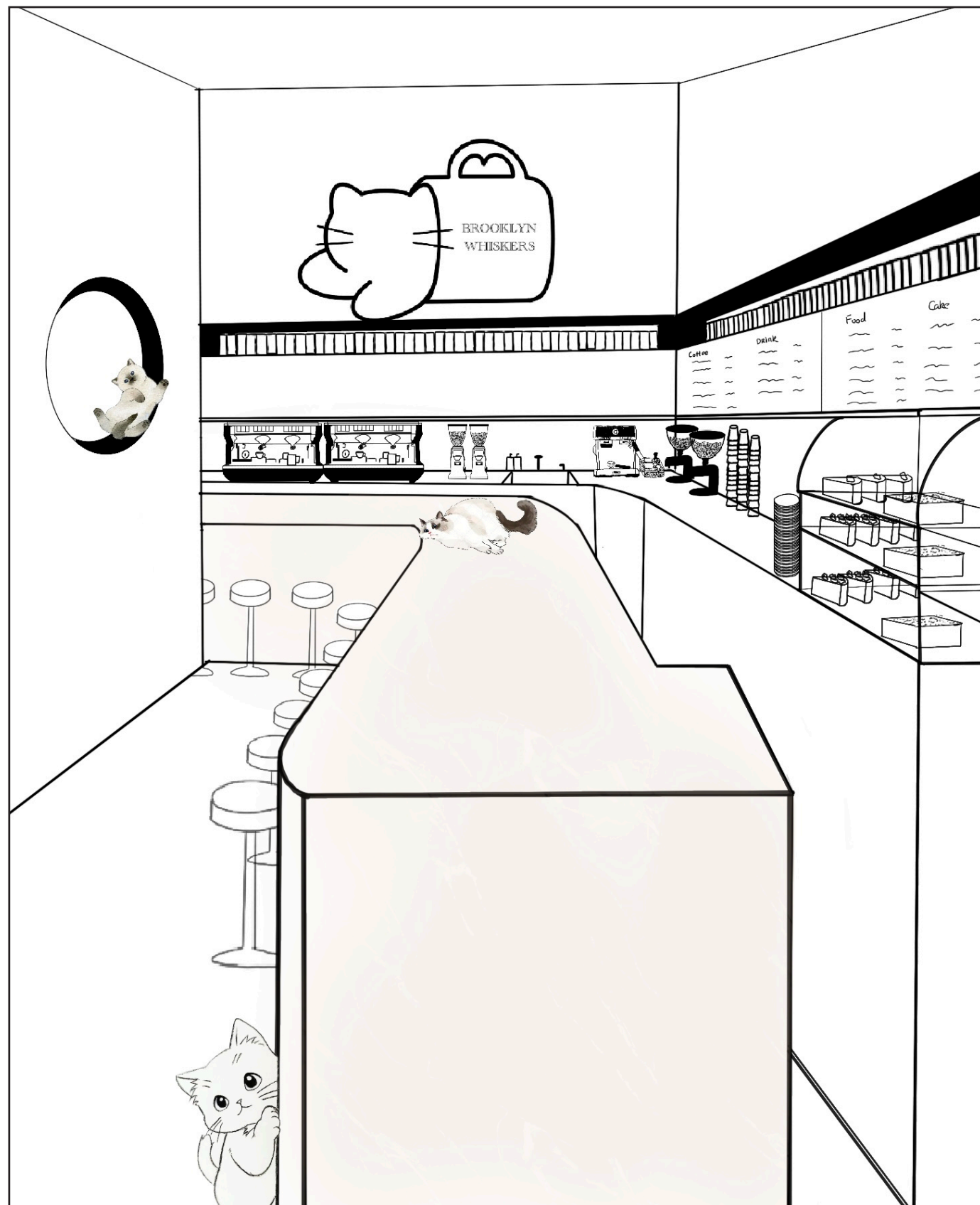
MATERIALS PALETTE




ENTRANCE VIEW



PERSPECTIVE SKETCHES



COFFEE BAR



SEATING AREA - 106



SEATING AREA - 103



ENTRANCE - 101



STAIR DESIGN



CAT ROOM - 204





DZAINTEERIOR

WORKING DRAWINGS

ZONING ANALYSIS

ADDRESS:	181 SMITH STREET BROOKLYN NEW YORK
SITE:	BLOCK 391, LOT 4
LOT AREA:	3,200 SF
MAP:	13b
ZONING DISTRICT:	R6A C2-4 commercial overlay
EXISTING USE GROUP:	6
PROPOSED USE GROUP:	6
MAXIMUM ALLOWABLE FAR (23-145):	2.00000
MAXIMUM ALLOWABLE FLOOR AREA:	3,200 X 3 = 9,600 SF
ACTUAL FLOOR AREA:	2,740 SF
ACTUAL FAR:	1.14000
FRONT YARD (23-45):	Not Required
SIDE YARDS (23-462 / 33-250):	Not Required
REAR YARDS (33-26):	20 SF

BUILDING CODE DATA

EXISTING CERTIFICATE OF OCCUPANCY:	301382064F
BUILDING OCCUPANCY GROUP:	COMM
CONSTRUCTION CLASSIFICATION:	OLD CODE: 3
Enclosure of Shafts:	2-Hours
Columns:	1-Hours
Floor/Beam Construction:	1-Hours
Roof Construction:	0-Hours
Exterior Walls:	2-Hours

THE FOLLOWING TO BE FILED UNDERSEPARATE APPLICATIONS:

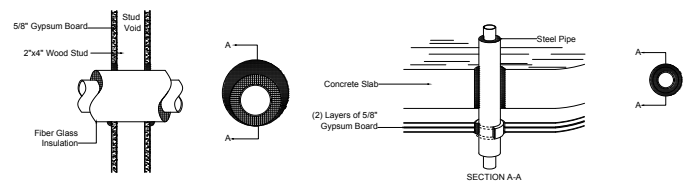
PUBLIC ASSEMBLY

MAXIMUM TRAVEL DISTANCE (SPRINKLERED) - F-4 (As per 2008 BC) OCCUPANCY (EXISTING BUILDING)
 MAX. DISTANCE ALLOWED - PRIMARY (Table 8-1) = 127.5 FT
 MAX. DISTANCE ALLOWED - SECONDARY (Table 8-1) = 187.5 FT
 MAX. DISTANCE PROPOSED - PRIMARY = 90'-0"
 MAX. DISTANCE PROPOSED - SECONDARY = 102'-5"

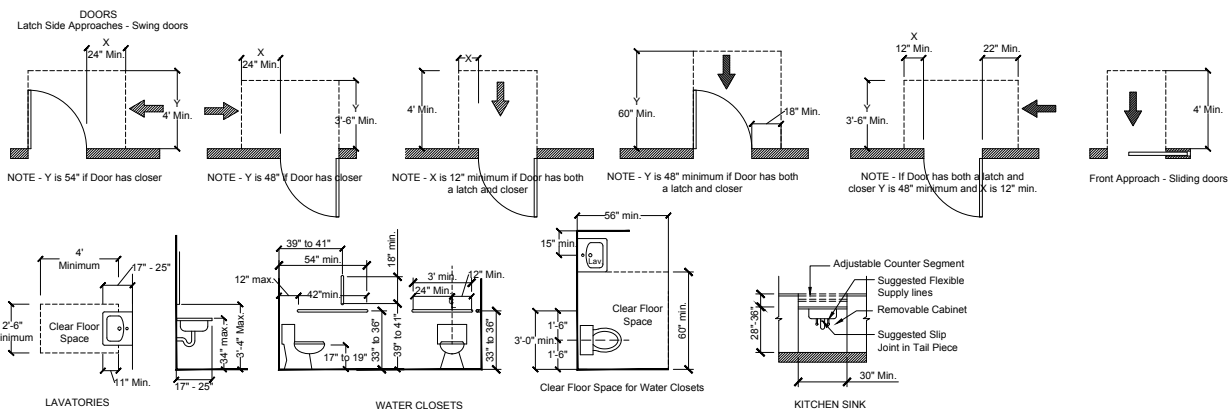
EXIT & ACCESS REQUIREMENTS

() OCCUPANCY (EXISTING BUILDING) TABLE 8-1
 FROM ASSEMBLY SPACE
 FROM SAFE AREA
 RAMP, CORRIDORS, SAFE AREAS, EXIT PASSAGEWAYS
 STAIRS
 AISLE & CROSS AISLE

ENERGY ANALYSIS FOR ALTERATION - KINGS COUNTY DESIGN BY ACCEPTABLE PRACTICE FOR COMMERCIAL BUILDINGS CLIMATE ZONE: 4A ASHRAE 90.1-2007		
ITEM DESCRIPTION	PROPOSED DESIGN VALUE	CODE-PREScribed VALUE & CITATION
INTERIOR LIGHTING POWER DENSITY ALLOWANCE	1,468 WATTS	2152 WATTS, 90.1-2007 (TABLE 9.5.1)
FENESTRATION (WINDOWS)	NEW WINDOWS SHALL HAVE A U-FACTOR OF 0.35 OR BETTER (LOWER)	2152 WATTS, 90.1-2007 (TABLE 9.5.1)



TYPICAL FIRE-STOPPING DETAILS



Special Inspections

Inspections & Tests	Code Section
Flood Zone Compliance	BC 907, BC 1704.13
Photoluminescent Exit Path Markings	
Emergency Power Systems (Generators)	
Structural Steel - Welding	
Structural Steel - Erection & Bolting	
Structural Cold-Formed Steel	
Concrete - Cast in Place	
Concrete - Precast	
Concrete - Prestressed	
Concrete - Test Cylinders	TR2 BC 1905.6
Concrete Design Mix	TR3 BC 1905.3
Wood-Offsite Fabrication of Structural Elements	
Wood- Installation of High-Load Diaphragms	
Wood- Inst. of Metal Plate Connected Trusses	
Wood- Installation of Prefabricated I-Joists	
Soils - Site Preparation	
Soils-Fill Placement & In-Place Dens.	
Soils- Investigation (Borings/Test Pits)	
Pile Foundations & Drilled Pier Inst.	
Wall Panels, Curtain Walls, and Veneers	
Sprayed Fire-Resistant Materials	
Exterior Insulation Finish Systems (EIFS)	
Smoke Control Systems	
Mechanical Systems	
Fuel-Oil Storage & Fuel-Oil Piping Sys.	
High Pressure Steam Piping (Welding)	
Fuel-Gas Piping (Welding)	
Structural Safety - Structural Stability	
Mechanical Demolition	BC 1704.19, BC 3306.8
Excavation-Sheeting, Shoring & Bracing	
Soil Percolation Test - Drywell	
Soil Percolation Test - Septic	
Site Storm Drainage Disposal and Det. Sys. Inst.	
Septic System Installation	
Standpipe Systems	
Firestop, Draftstop, and Fireblock Systems	
Aluminum Welding	
Seismic Isolation Systems	

Progress Inspections

Inspections & Tests	Code Section
Footings and Foundation	28-116.2.1, BC 109.2
Lowest Floor Elevation (attach FEMA Form)	
Energy Code Compliance Inspections	
Fire-Resistance Rated Construction	
Public Assembly Emergency Lighting	
	28-116.2.4.2 and BC 4109.5 and Directive 14 of 1975

DRAWING LIST

- A-001 COVER PAGE
- A-101 BASE PLAN
- A-102 DEMOLITION PLAN
- A-103 CONSTRUCTION PLAN
- A-601 MATERIALS, PARTITION TYPES & FINISH SCHEDULE
- A-301 SECTIONS
- A-104 RCP
- A-105 HVAC
- A-401 TOILET ROOMS
- A-402 STAIRS
- A-602 DOORS SCHEDULE
- A-106 ELECTRICAL SYSTEMS
- A-403 ARCHITECTURAL MILLWORK

TENANT SAFETY PLAN NOTES

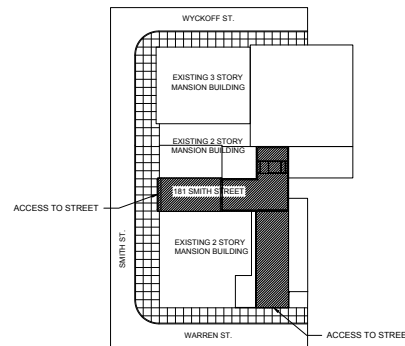
1. ALL WORK TO BE DONE IN ACCORDANCE WITH THE NEW YORK CITY BUILDING CODE, ARTICLE 19, AND REGULATIONS OF ALL AGENCIES HAVING JURISDICTION.
2. CONSTRUCTION WORK WILL BE CONFINED TO THE WORK AREA AND WILL NOT CREATE DUST, DIRT, OR OTHER SUCH INCONVENIENCE TO OTHER SPACES WITHIN THE BUILDING.
3. ALL EXISTING MEANS OF EGRESS FOR TENANTS OF THE BUILDING TO BE MAINTAINED CLEAR AND FREE OF ALL OBSTRUCTIONS, SUCH AS BUILDING MATERIALS, TOOLS, ETC.
4. CONSTRUCTION OPERATIONS WILL NOT INVOLVE INTERRUPTIONS OF HEATING, WATER OR ELECTRICAL SERVICES TO OTHER AREAS OF THE BUILDING.
5. CONSTRUCTION OPERATIONS WILL BE CONFINED TO NORMAL WORKING HOURS, 8 AM TO 5 PM, MONDAYS THROUGH FRIDAYS, EXCEPT LEGAL HOLIDAYS.
6. ALL BUILDING MATERIALS STORED AT THE CONSTRUCTION AREA AND/OR IN ANY AREA OF THE BUILDING ARE TO BE SECURED IN A LOCKED AREA. ACCESS TO SUCH AREAS TO BE CONTROLLED BY THE OWNER AND/OR GENERAL CONTRACTOR.
7. THERE WILL BE NO ONE OCCUPYING THE BUILDING TO BE RENOVATED DURING THE COURSE OF THE CONSTRUCTION WORK.
8. SMOKE DETECTORS SHALL BE INSTALLED IN ACCORDANCE WITH LL62 / 81.
9. ALL MATERIALS SHALL BE N.Y.C. BOARD OF STANDARDS AND APPEALS APPROVED.
10. CONTRACTOR TO PROVIDE ADEQUATE TEMPORARY BRACING AND SHORING WHEREVER ANY STRUCTURAL WORK IS INVOLVED.

GENERAL NOTES

1. ALTERATION OF EXISTING SPACE AND RELATED CONSTRUCTION TO COMPLY WITH THE 1968 BUILDING CODE EXCEPT AS NOTED PER BC 28-101.4.3. PER THAT SECTION, WORK THAT W FALLS UNDER THE FOLLOWING MUST COMPLY WITH THE 2008 NYC BUILDING CODE.
 - TITLE 28 CHAP. 1 - ADMINISTRATION
 - TITLE 28 CHAP. 2 - ENFORCEMENT
 - NYCBC CHAP. 33 - SAFETY OF PUBLIC & PROPERTY DURING CONSTRUCTION
 - NYC PLUMBING CODE
 - NYC MECHANICAL CODE
 - NYC FUEL GAS CODE
 - NYCBC CHAP. 9 - FIRE PROTECTION
 - NYCBC CHAP. 30 - ELEVATORS
 - NYCBC CHAP. 32 - ENCROACHMENTS INTO PUBLIC RIGHT OF WAY
 - NYCBC CHAP. 11 - ACCESSIBILITY (APPLIES ONLY IN CASES WHERE PROPOSED WORK EXCEEDS 50% OF BUILDING VALUE OR WHEN CHANGING MAIN USE OR DOMINANT OCCUPANCY).
2. NO CHANGE TO USE, EGRESS OR OCCUPANCY.
3. ALL WORK SHALL CONFORM TO THE REQUIREMENTS OF THE NEW YORK CITY BUILDING CODE, FIRE DEPARTMENT REGULATIONS, UTILITY COMPANY REQUIREMENTS, AND THE BEST TRADE PRACTICES.
4. BEFORE COMMENCING WORK, THE CONTRACTOR SHALL FILE ALL REQUIRED INSURANCE CERTIFICATES WITH THE DEPARTMENT OF BUILDINGS, OBTAIN ALL REQUIRED PERMITS AND PAY ALL FEES REQUIRED BY THE GOVERNING NEW YORK CITY AGENCIES.
5. MINOR DETAILS NOT USUALLY SHOWN OR SPECIFIED, BUT REQUIRED FOR PROPER CONSTRUCTION OF ANY PART OF THE WORK SHALL BE INCLUDED AS IF THEY WERE INDICATED ON THE DRAWINGS.
6. THE CONTRACTOR SHALL CO-ORDINATE ALL WORK PROCEDURES WITH THE STIPULATIONS OF LOCAL AUTHORITIES, BUILDING MANAGEMENT OR BOARD OF DIRECTORS.
7. THE CONTRACTOR SHALL BE RESPONSIBLE FOR THE PROTECTION OF ALL CONDITIONS AND MATERIALS WITHIN THE PROPOSED CONSTRUCTION AREA. THE CONTRACTOR SHALL DESIGN AND INSTALL ADEQUATE SHORING AND BRACING FOR ALL STRUCTURAL OR REMOVAL TASKS. THE CONTRACTOR SHALL HAVE SOLE RESPONSIBILITY FOR DAMAGE OR INJURIES CAUSED BY OR DURING HIS EXECUTION OF THE WORK.
8. THE CONTRACTOR SHALL LAY OUT HIS OWN WORK, AND SHALL PROVIDE ALL DIMENSIONS REQUIRED FOR OTHER TRADES: PLUMBING, ELECTRICAL, ETC.
9. PLUMBING AND ELECTRICAL WORK SHALL BE PERFORMED BY PERSONS LICENSED IN THEIR TRADES, WHO SHALL ARRANGE FOR AND OBTAIN INSPECTIONS AND REQUIRED SIGN-OFFS.
10. THE CONTRACTOR SHALL DO ALL CUTTING, PATCHING, REPAIRING AS REQUIRED TO PERFORM ALL OF THE WORK INDICATED ON THE DRAWINGS, AND ALL OTHER WORK THAT MAY BE REQUIRED TO COMPLETE THE WORK.
11. ALL PIPING AND WIRING SHALL BE REMOVED TO A POINT OF CONCEALMENT AND SHALL BE PROPERLY CAPPED OR PLUGGED.
12. TO THE BEST OF MY KNOWLEDGE, BELIEF AND PROFESSIONAL JUDGEMENT THE DESIGN, DETAILS AND NOTES HEREIN ARE IN COMPLIANCE WITH THE 2010 NYC E.C.C.
13. THE ARCHITECT HAS NOT BE RETAINED TO PROVIDE SUPERVISION.
14. ITEMS SUBJECT TO SPECIAL/ PROGRESS INSPECTIONS ARE:
 - FIRESTOPS
 - FINAL DIR. 14
 - ENERGY CODE COMPLIANCE + LIGHTING CONTROLS
15. ALL DEBRIS SHALL BE REMOVED FROM THE BUILDING AND DISPOSED OF IN A SAFE AND LEGAL MANNER. THE SITE SHALL BE LEFT BROOM CLEAN AT THE END OF EACH WORKING DAY.
16. ALL EXISTING FIRE-RATED PARTITIONS SHALL BE PATCHED AS NECESSARY TO MAINTAIN THEIR EXISTING RATINGS USING MATCHING, COMPATIBLE MATERIALS.
17. ALL DEBRIS SHALL BE REMOVED FROM THE BUILDING AND DISPOSED OF IN A SAFE AND LEGAL MANNER. THE SITE SHALL BE LEFT BROOM CLEAN AT THE END OF EACH WORKING DAY.
18. THE CONTRACTOR SHALL OBTAIN A BUILDING WORK PERMIT PRIOR TO COMMENCEMENT OF THE WORK.
19. THE CONTRACTOR SHALL EXAMINE THE SITE PRIOR TO BEGINNING WORK TO ASCERTAIN ALL CONDITIONS UNDER WHICH HE WILL BE OBLIGATED TO WORK.
20. ALL DIMENSIONS SHALL BE FIELD VERIFIED. DISCREPANCIES BETWEEN THE DRAWINGS AND CONDITIONS IN THE FIELD SHALL BE BROUGHT TO THE IMMEDIATE ATTENTION OF THE ARCHITECT.
21. THE CONTRACTOR SHALL COORDINATE HIS USE OF BUILDING FACILITIES WITH THE BUILDING OWNER.
22. ALL CONSTRUCTION SHALL CONFORM TO TRADE STANDARDS OF GOOD WORKMANSHIP.
23. ALL WORK SHALL COMPLY WITH LOCAL LAW 58 FOR THE PHYSICALLY IMPAIRED.
24. COORDINATE NEW WORK WITH STRUCTURAL DRAWINGS.
25. THE CONTRACTOR SHALL OBTAIN A BUILDING WORK PERMIT PRIOR TO COMMENCEMENT OF THE WORK.
26. THE CONTRACTOR SHALL EXAMINE THE SITE PRIOR TO BEGINNING WORK TO ASCERTAIN ALL CONDITIONS UNDER WHICH HE WILL BE OBLIGATED TO WORK.
27. ALL DIMENSIONS SHALL BE FIELD VERIFIED. DISCREPANCIES BETWEEN THE DRAWINGS AND CONDITIONS IN THE FIELD SHALL BE BROUGHT TO THE IMMEDIATE ATTENTION OF THE ARCHITECT.
28. THE CONTRACTOR SHALL COORDINATE HIS USE OF BUILDING FACILITIES WITH THE BUILDING OWNER.
29. ALL CONSTRUCTION SHALL CONFORM TO TRADE STANDARDS OF GOOD WORKMANSHIP.
30. THE BUILDING WILL REMAIN UNOCCUPIED DURING THE COURSE OF THE WORK.
31. COORDINATE NEW WORK WITH STRUCTURAL DRAWINGS.



ZONING PLAN MAP 16c



SITE PLAN NO SCALE

ASSIGNMENT NUMBER DATE

PROJECT NAME

**BROOKLYN WHISKERS
181 SMITH STREET
BROOKLYN NEW YORK**

DESIGNER NAME



DEFNE GUNEL
ZOE YAN
ANRAN YIN

DRAWING TITLE

COVER SHEET

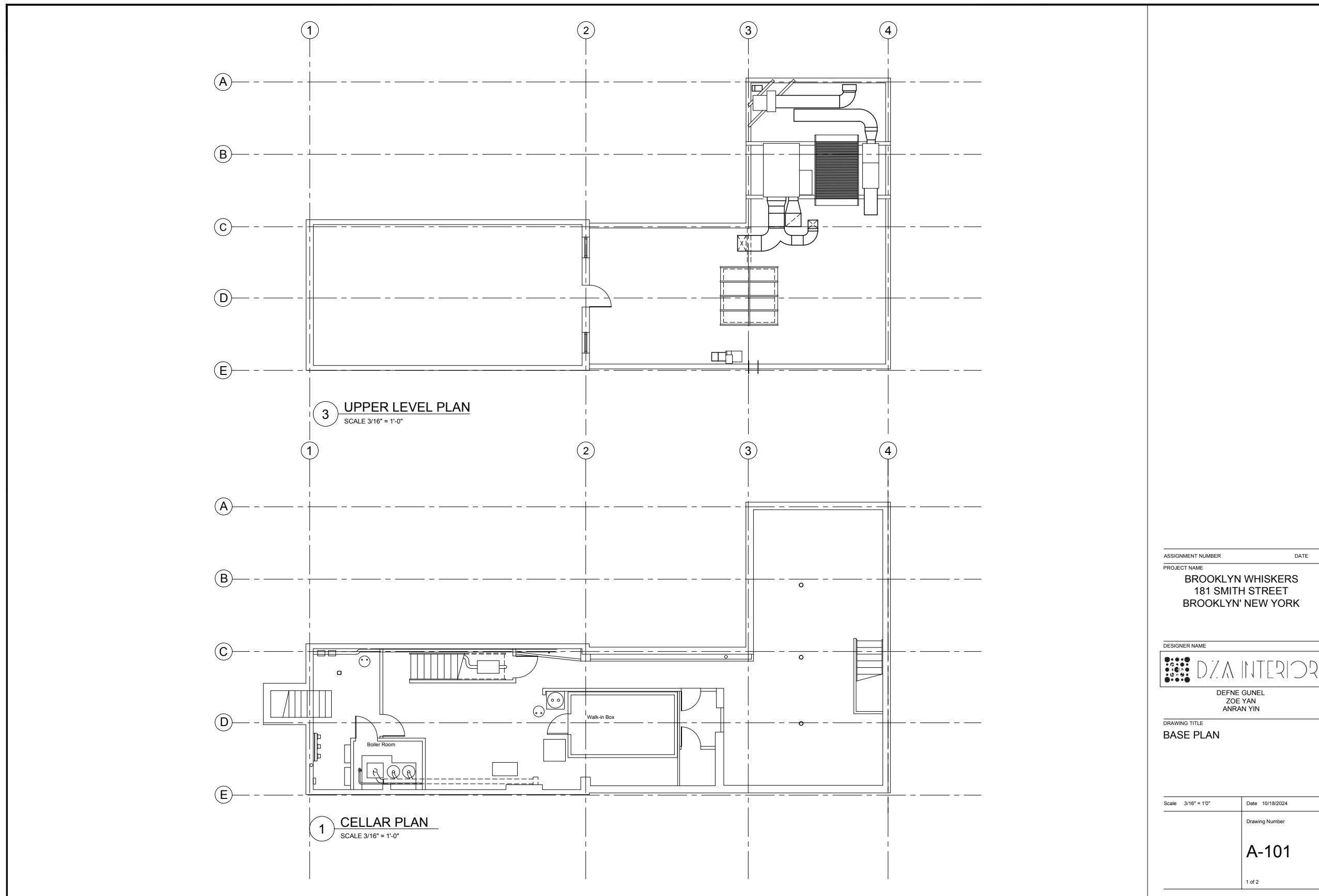
SCALE: AS NOTED

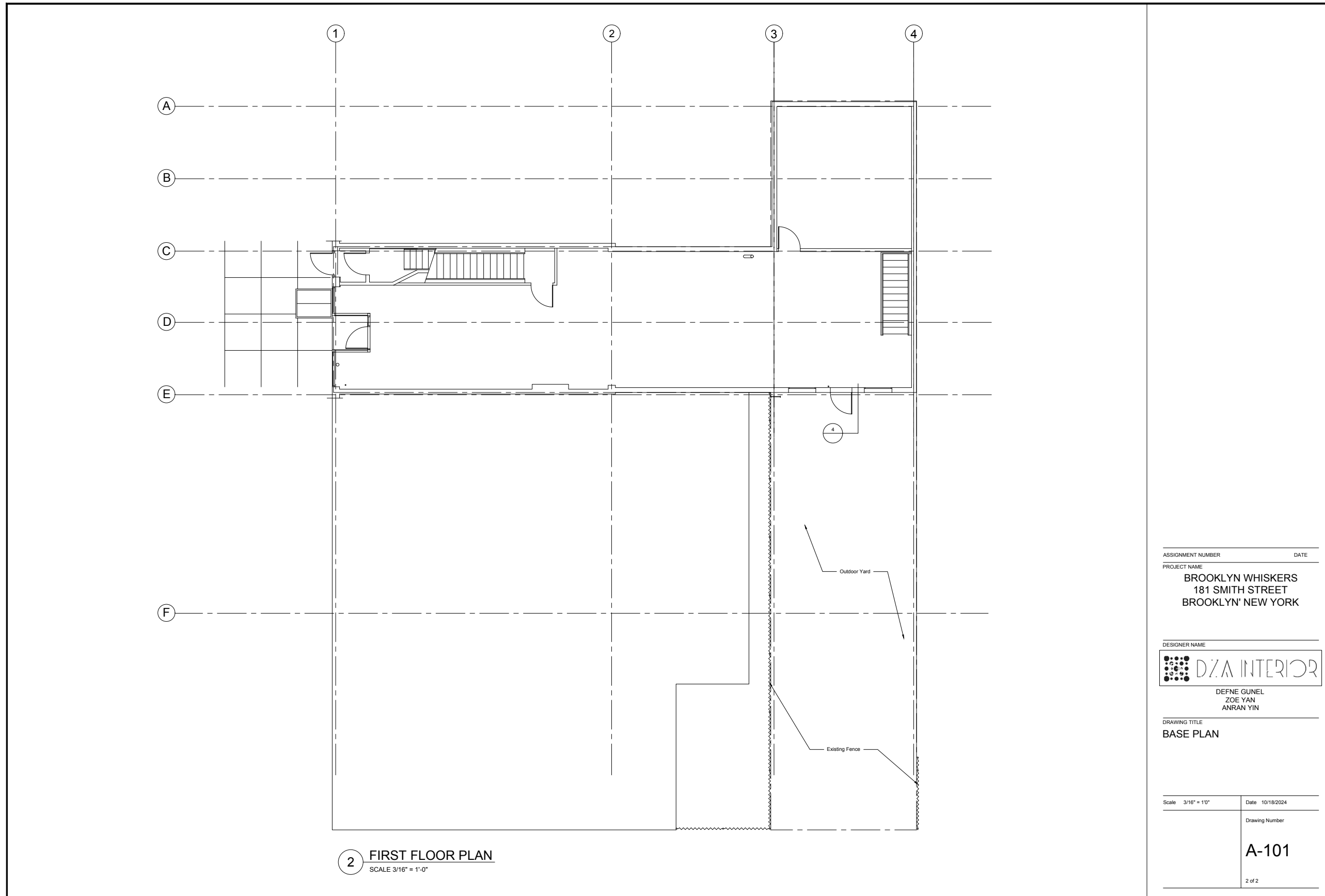
DATE: 11/22/2024

DRAWING NUMBER

A-001







ASSIGNMENT NUMBER _____ DATE _____

PROJECT NAME
BROOKLYN WHISKERS
181 SMITH STREET
BROOKLYN, NEW YORK

DESIGNER NAME



DEFNE GUNEL
ZOE YAN
ANRAN YIN

DRAWING TITLE
BASE PLAN

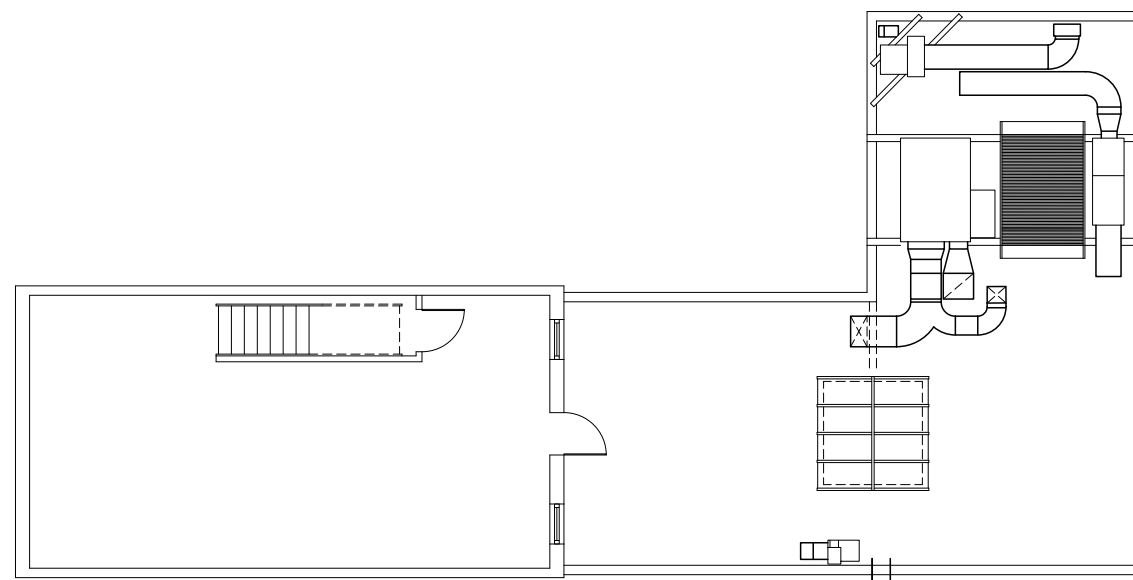
Scale 3/16" = 1'0" Date 10/18/2024

Drawing Number

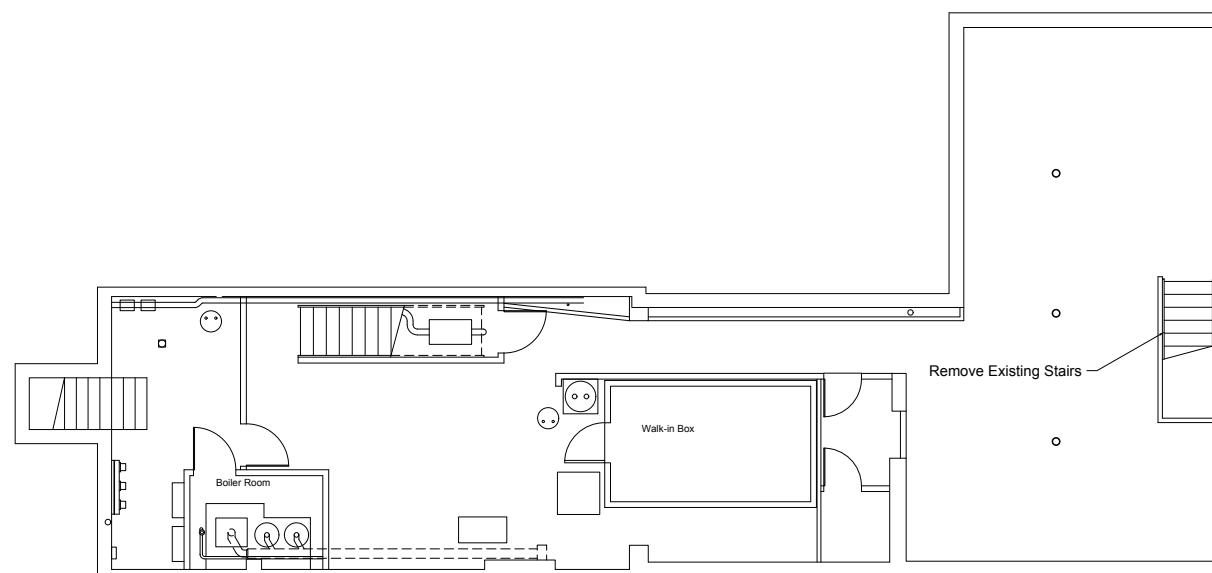
A-101

2 of 2





3 UPPER LEVEL PLAN DEMOLITION
SCALE 3/16" = 1'-0"




1 CELLAR PLAN DEMOLITION
SCALE 3/16" = 1'-0"

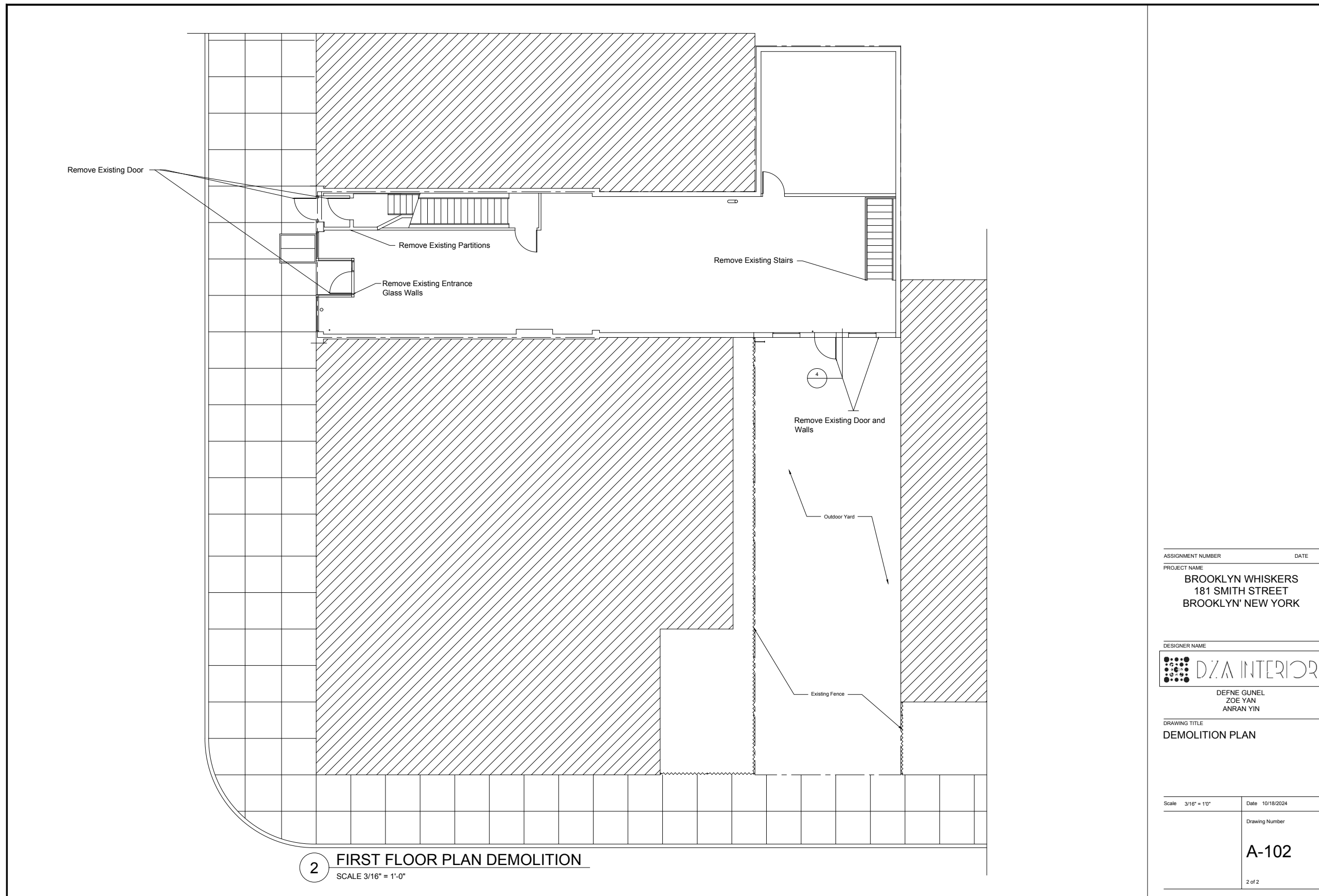
ASSIGNMENT NUMBER _____ DATE _____
PROJECT NAME
BROOKLYN WHISKERS
181 SMITH STREET
BROOKLYN, NEW YORK

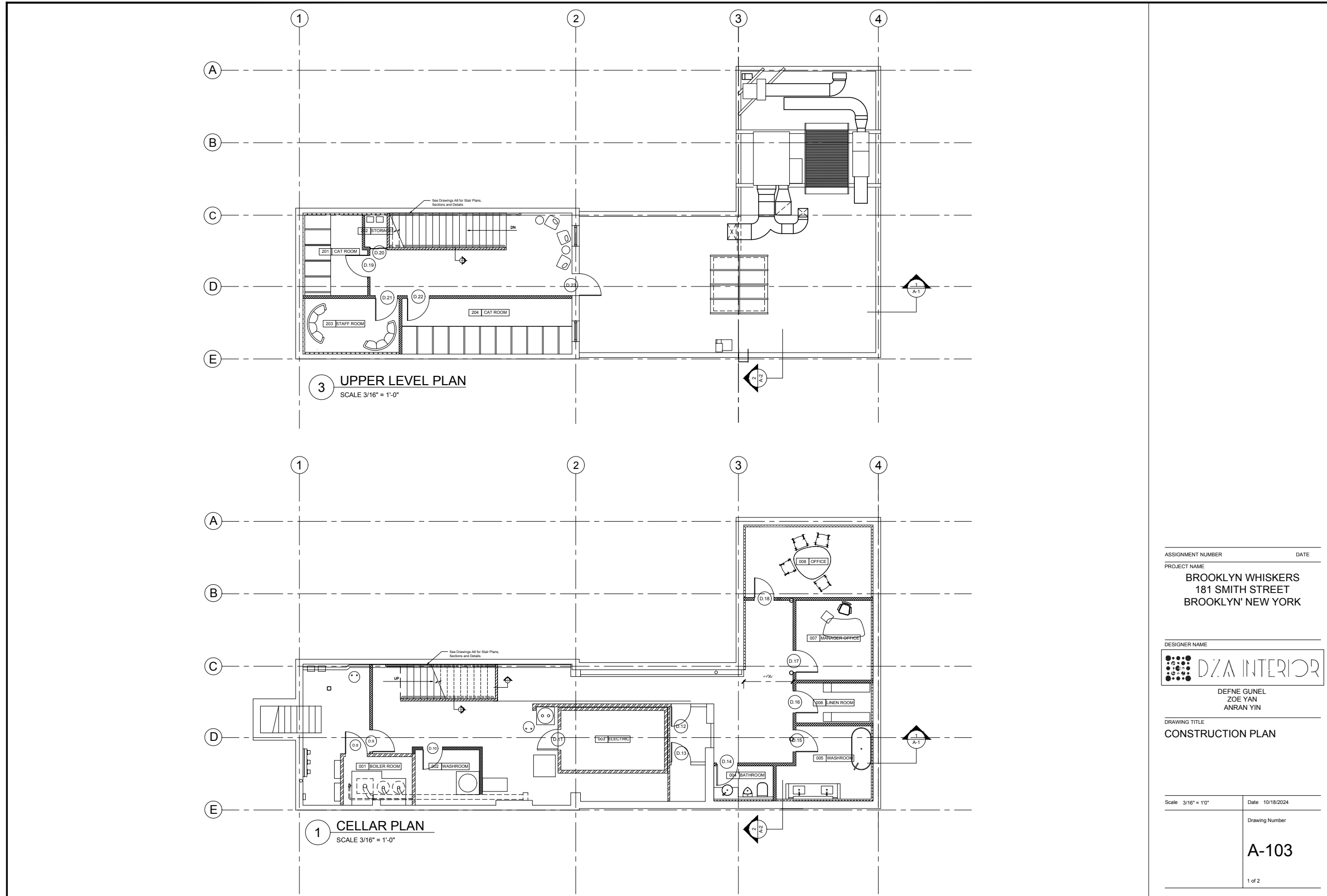
DESIGNER NAME
DZA INTERIOR
DEFNE GUNEL
ZOE YAN
ANRAN YIN

DRAWING TITLE
DEMOLITION PLAN

Scale 3/16" = 1'0"	Date 10/18/2024
	Drawing Number
	A-102
	1 of 2







ASSIGNMENT NUMBER _____ DATE _____

PROJECT NAME
BROOKLYN WHISKERS
 181 SMITH STREET
 BROOKLYN, NEW YORK

DESIGNER NAME



DEFNE GUNEL
 ZOE YAN
 ANRAN YIN


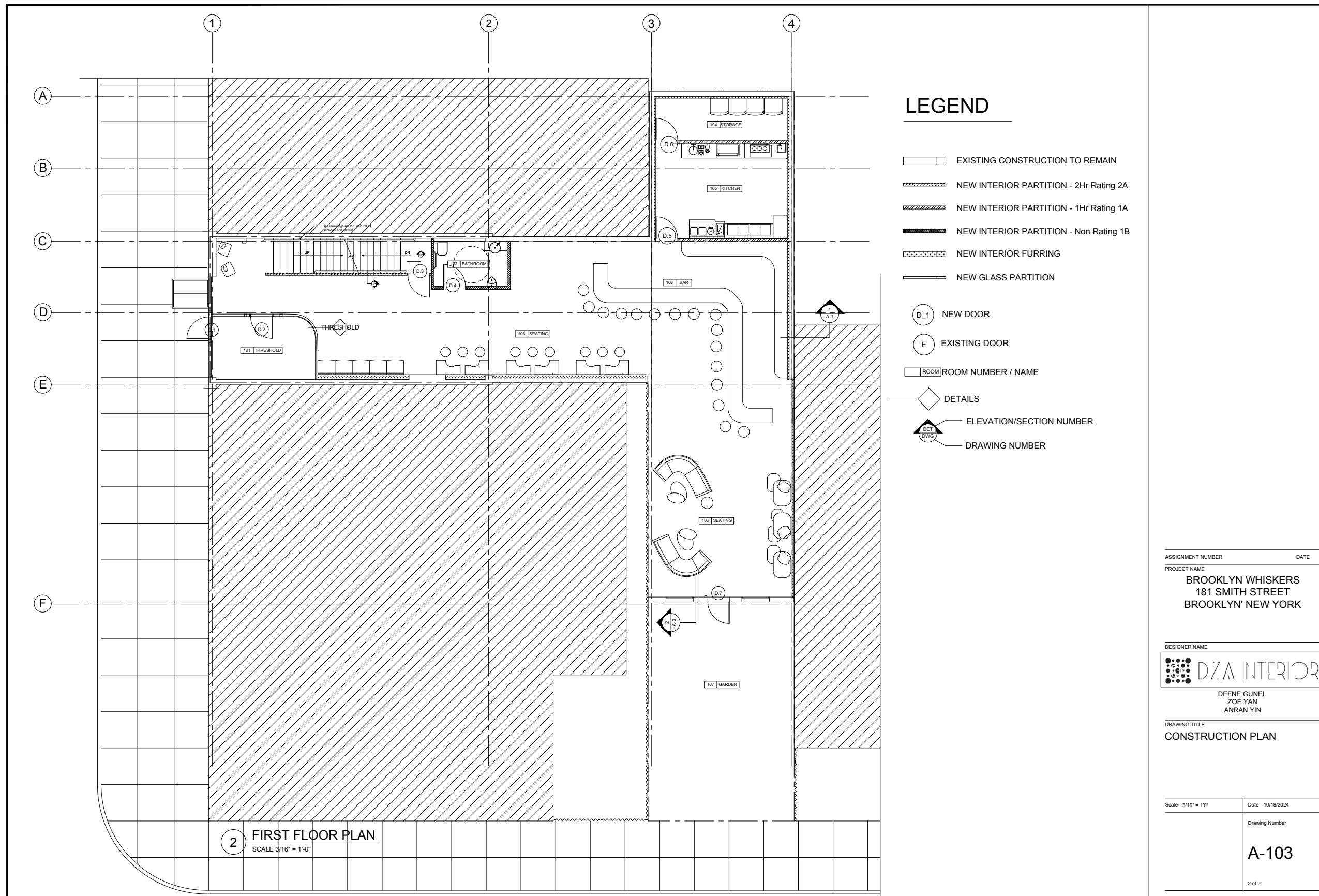
DRAWING TITLE
CONSTRUCTION PLAN

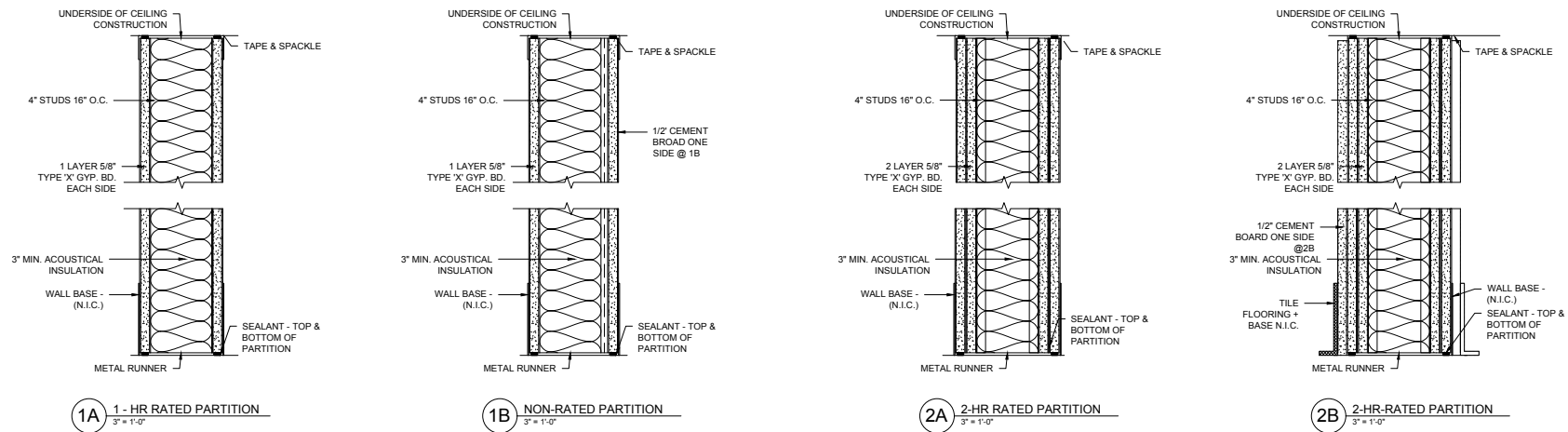
Scale 3/16" = 1'0" Date 10/18/2024

Drawing Number
A-103

1 of 2

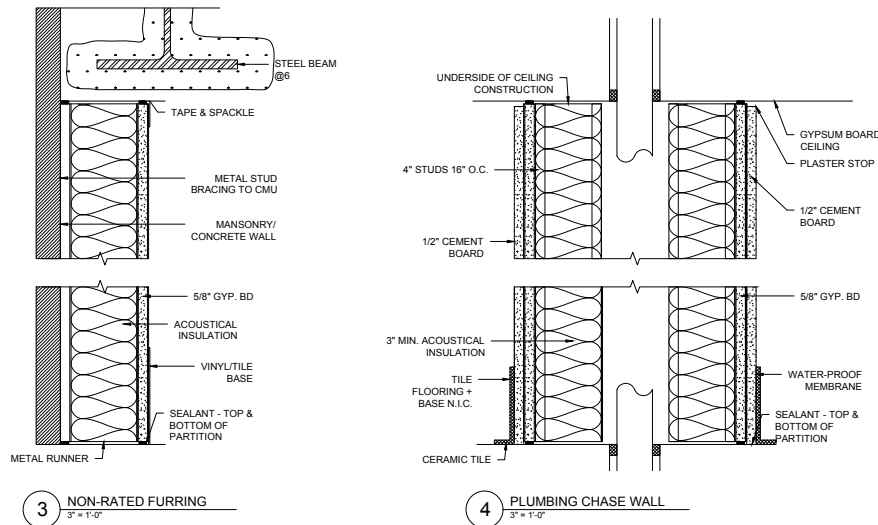






FINISH SCHEDULE							
ROOM NO.	DESIGNATION	AREA	FLOOR	WALLS	BASE	CEILING	REMARKS OCCUP
B_1	BATHROOM	36.00000 SQ. FT.	Porcelain Stone + Matte Finish	Concrete + Durable flat Paint	Wood Baseboard	Acoustic Wood Wood Panels	X 1
B_2	BATHROOM	37.00000 SQ. FT.	Porcelain Stone + Matte Finish	Concrete + Durable flat Paint	Wood Baseboard	Acoustic Wood Wood Panels	X 1
C_2	CAT ROOM	70.00000 SQ. FT.	Laminate Wood Flooring	Concrete + Durable flat Paint	Wood Baseboard	Acoustic Wood Wood Panels	Water Resistant Flooring 1
K_1	KITCHEN	234.00000 SQ. FT.	concrete + penetrating sealer	Concrete + Durable flat Paint	Wood Baseboard	Acoustic Wood Wood Panels	X 4
O_1	OFFICE	166.00000 SQ. FT.	concrete + penetrating sealer	Concrete + Durable flat Paint	Wood Baseboard	Acoustic Wood Wood Panels	X 6
O_2	MANAGER OFFICE	112.00000 SQ. FT.	concrete + penetrating sealer	Concrete + Durable flat Paint	Wood Baseboard	Acoustic Wood Wood Panels	X 3
S_1	STORAGE	103.00000 SQ. FT.	concrete + penetrating sealer	Concrete + Durable flat Paint	Wood Baseboard	Acoustic Wood Wood Panels	X 2
S_2	LINEN ROOM	56.00000 SQ. FT.	concrete + penetrating sealer	Concrete + Durable flat Paint	Wood Baseboard	Acoustic Wood Wood Panels	X 2
SE_1	SEATING AREA	863.00000 SQ. FT.	concrete + penetrating sealer	Concrete + Durable flat Paint	Wood Baseboard	Acoustic Wood Wood Panels	X 20
T_1	THRESHOLD	140.00000 SQ. FT.	concrete + penetrating sealer	Concrete + Durable flat Paint	Wood Baseboard	Acoustic Wood Wood Panels	X 5

MATERIALS		
ITEM	TYPE	NOTES
CC-1	Concrete	Light Gray, Durable, Sustainable
MT-1	Polished Marble Floor & Wall Mosaic Tile	Waterproof, Frost Resistant
PT-1	Matte Porcelain Stone Tile	Frost Resistant, Durable, Water Resistant
WT-1	Maple Wood Flooring Tile	Water Resistant, Easy Installation, No Polish Needed, Noise Resistant
WWP-1	Acoustic Wood Wool Panels	Sustainable, Easy Installation, Heat Retention & Sound Absorption, Moisture Resistant Fire Protection
G-1	Panel Clear Glass, Aluminum Frame	Durable, High Quality, Easy to Maintain
WB-1	Oak Wood Victorian Baseboard Moulding	Durable, Resists Fungus Attacks, Easy Installation



ASSIGNMENT NUMBER _____ DATE _____
 PROJECT NAME
BROOKLYN WHISKERS
 181 SMITH STREET
 BROOKLYN, NEW YORK

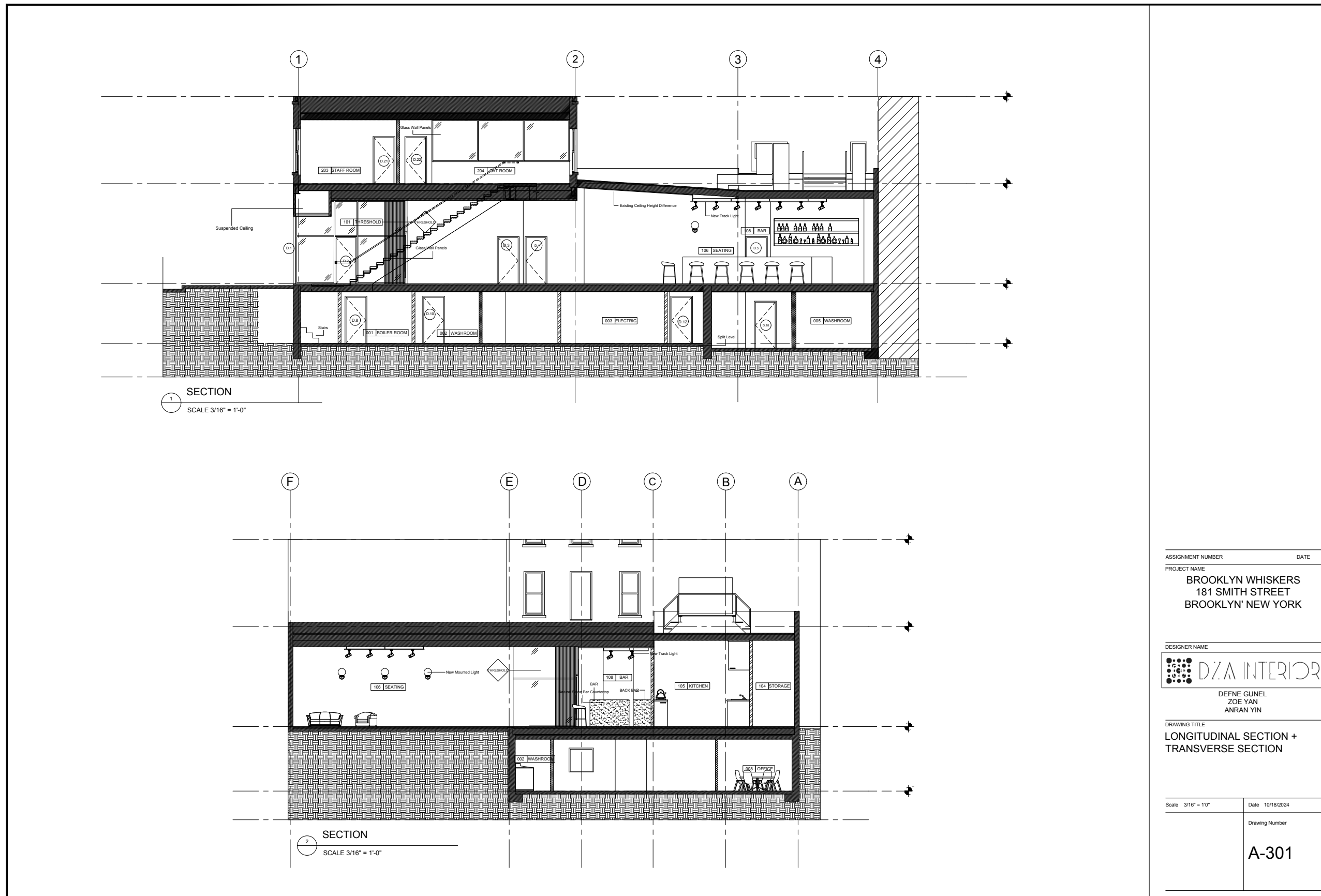
DESIGNER NAME


 DEFNE GUNEL
 ZOE YAN
 ANRAN YIN

DRAWING TITLE
PARTITIONS+FINISHES


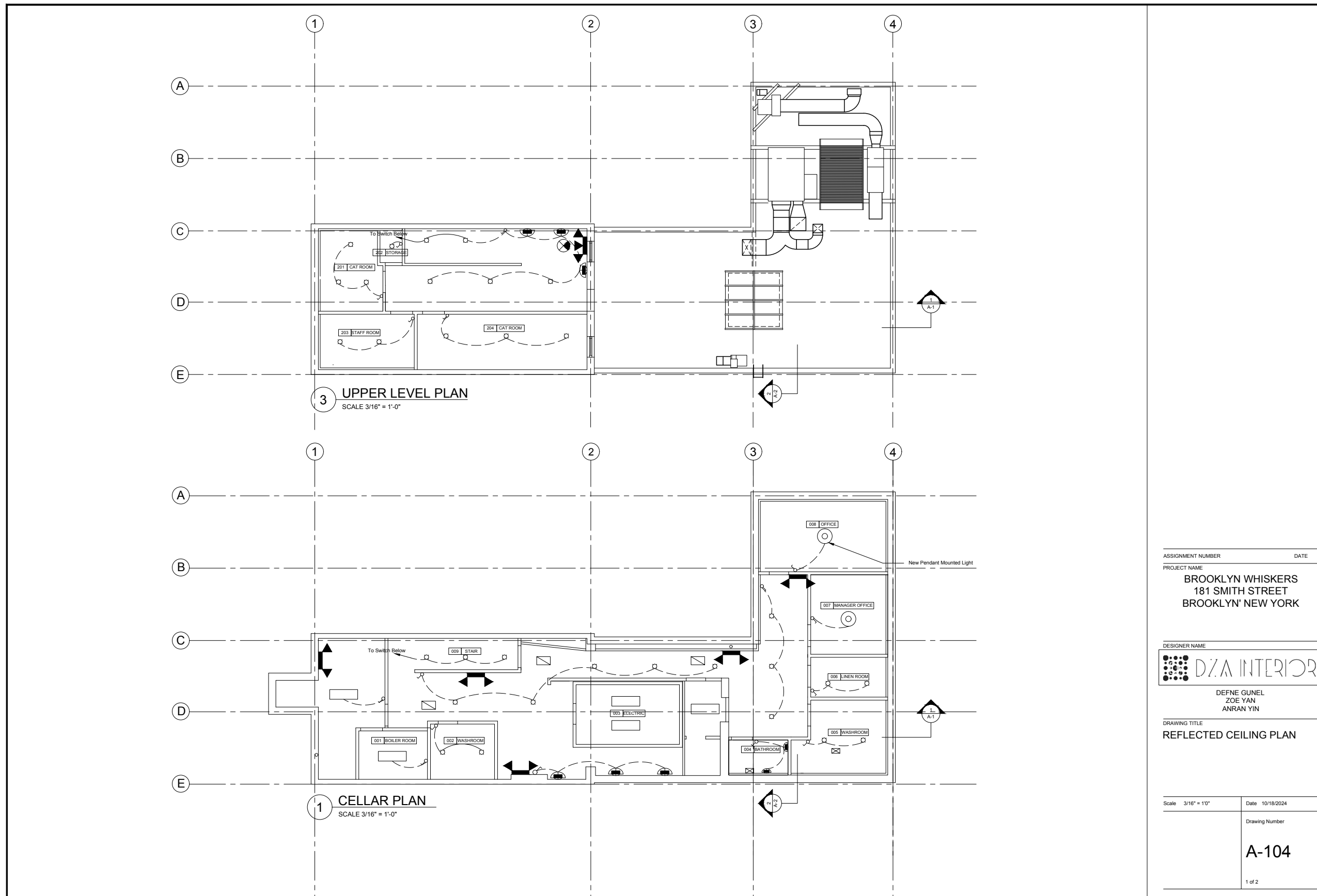
Scale 3" = 1'-0" Date 10/18/2024
 Drawing Number
A-601
 1 of 1


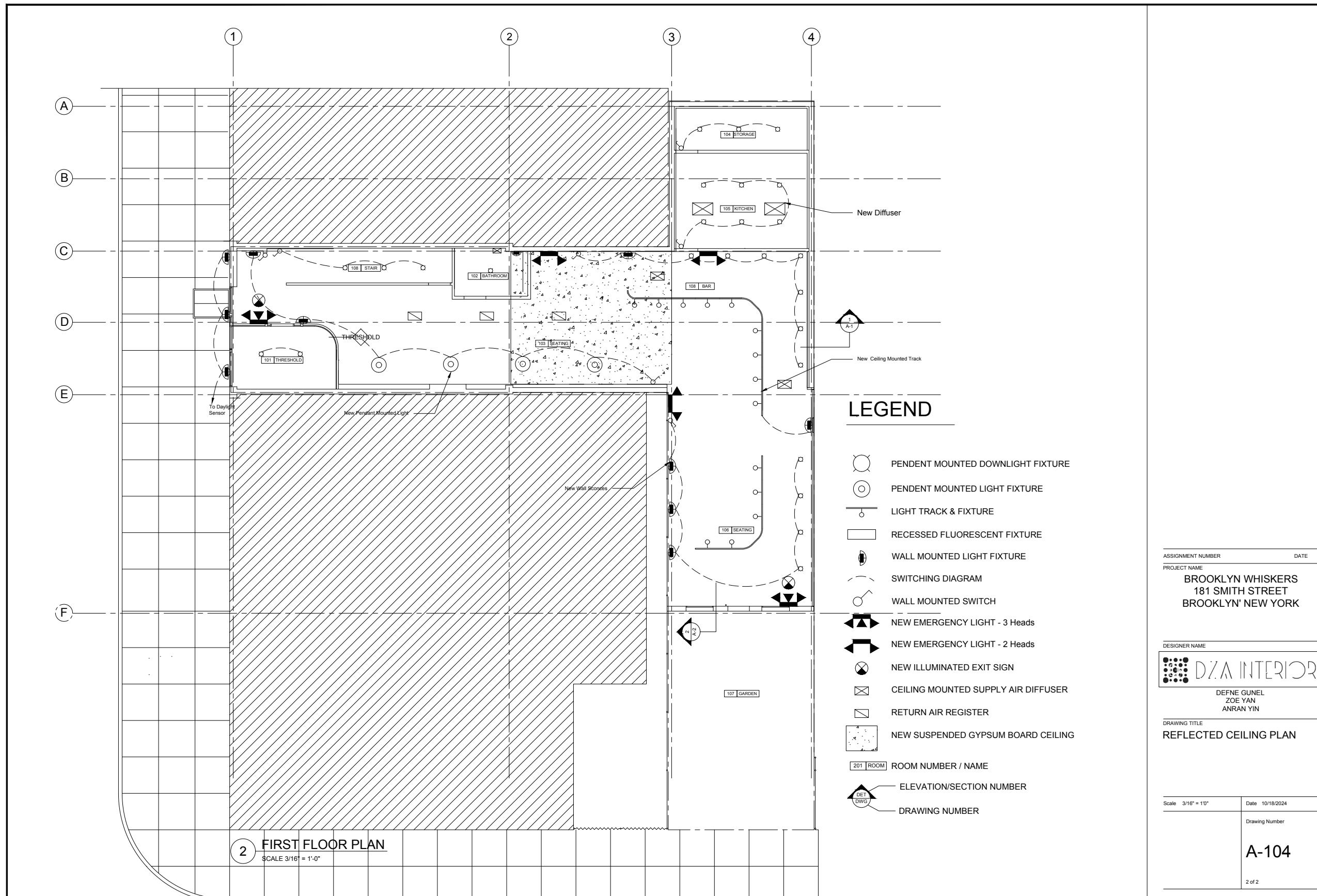


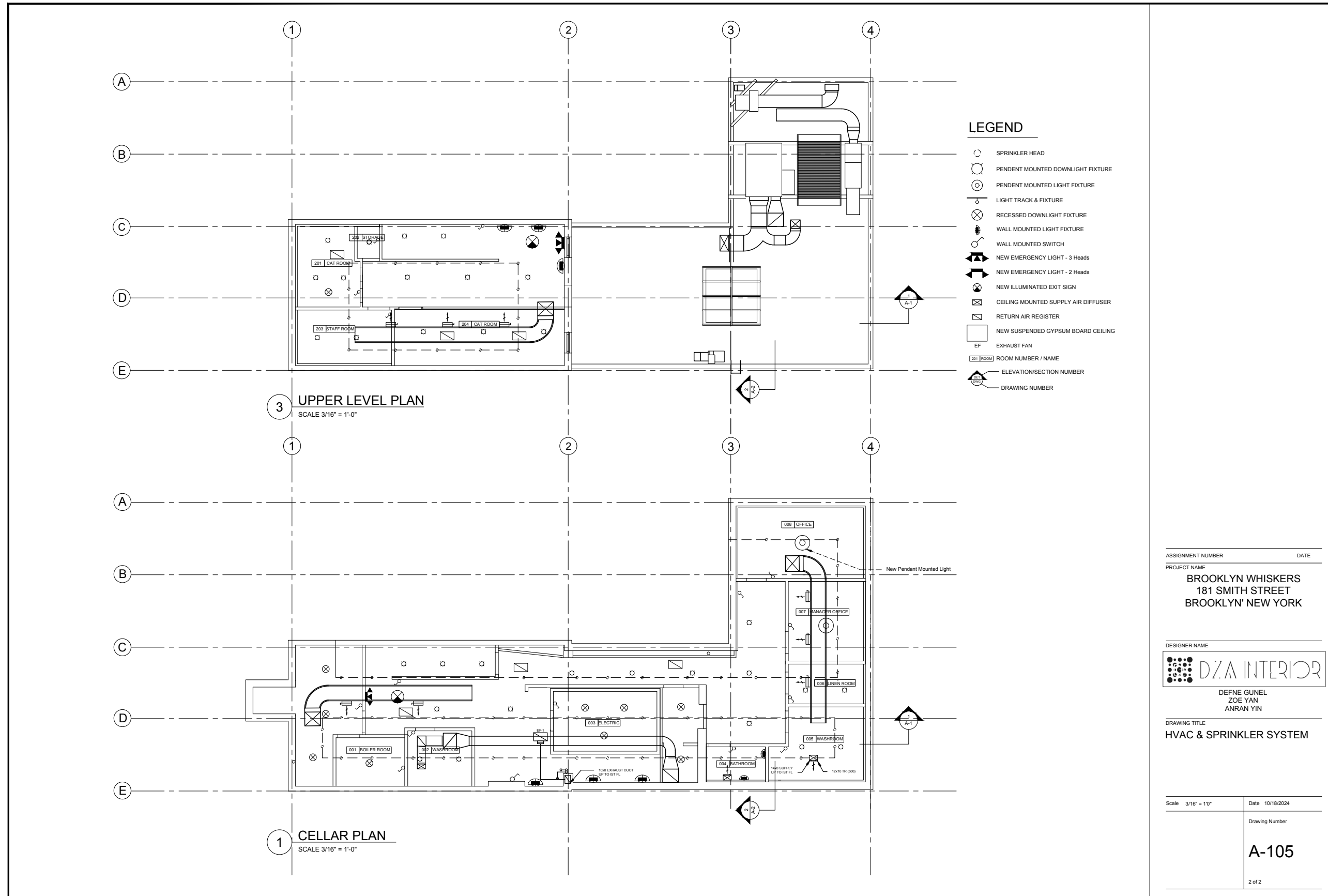


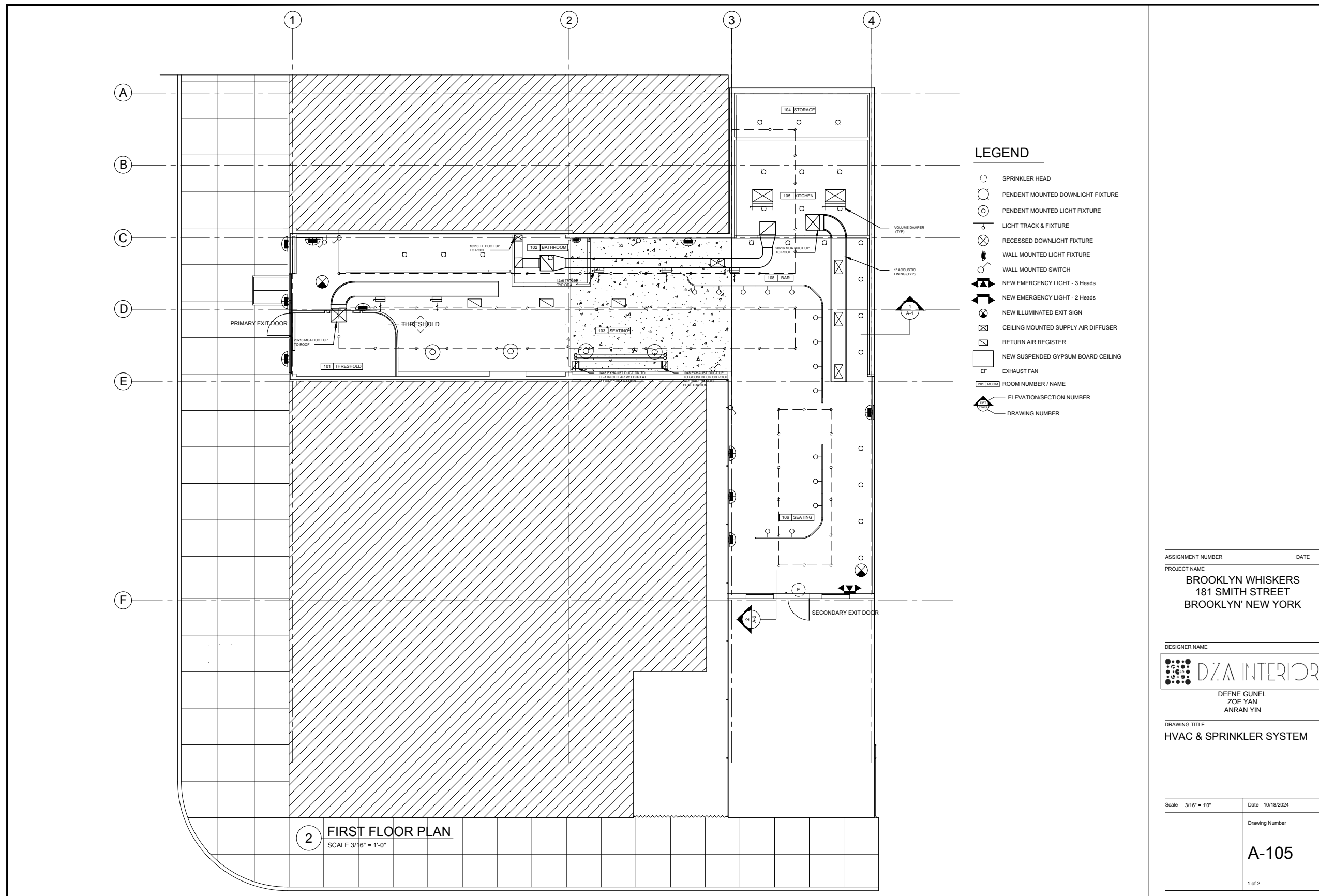
ASSIGNMENT NUMBER	DATE
PROJECT NAME	
BROOKLYN WHISKERS 181 SMITH STREET BROOKLYN, NEW YORK	
DESIGNER NAME	
	
DEFNE GUNEL ZOE YAN ANRAN YIN	
DRAWING TITLE	
LONGITUDINAL SECTION + TRANSVERSE SECTION	
Scale 3/16" = 1'0"	Date 10/18/2024
Drawing Number	
A-301	



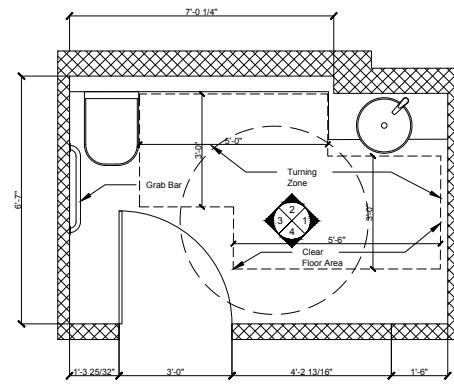




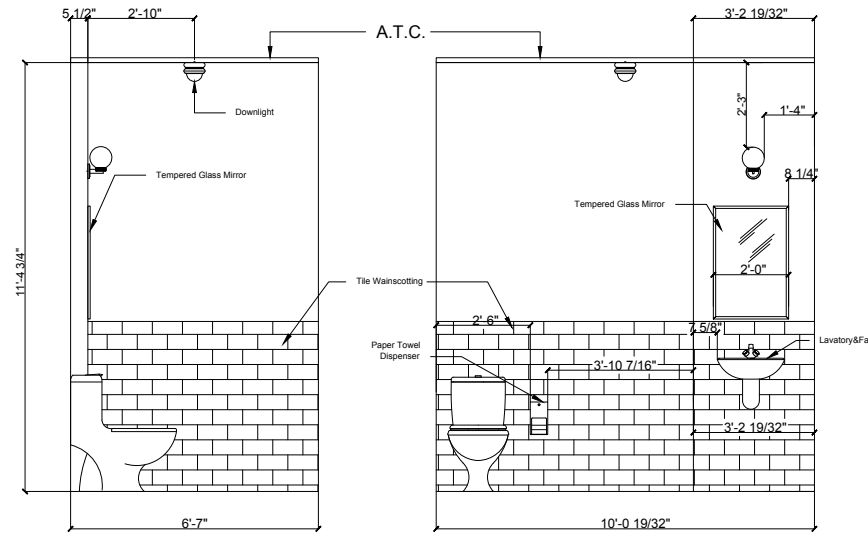




TOILET ACCESSORY & PLUMBING FIXTURE SCHEDULE				
NO.	DESCRIPTION	MANUFACTURER	QTY.	REMARKS
A-1	Straight Grab Bar	BOBRICK B-5806	2	
A-2	Surface Mounted Mirror	BOBRICK B-290	2	
A-3	Paper Towel Dispenser	BOBRICK B-9262	2	
P-1	Undermount Bathroom Sink	Kohler K-2215	2	
P-2	Faucet	Grohe	2	
T-1	Toilet	Kohler K-26077	2	

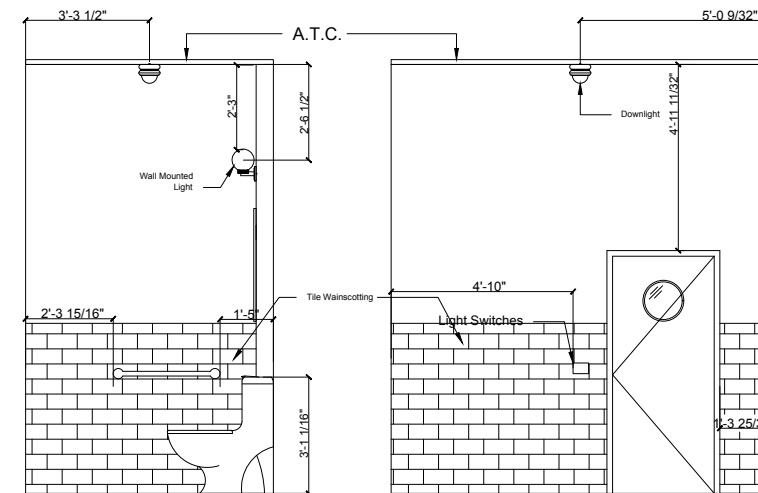


A1 PLAN
SCALE 1/2" = 1'-0"



1 ELEVATION
SCALE 1/2" = 1'-0"

2 ELEVATION
SCALE 1/2" = 1'-0"



3 ELEVATION
SCALE 1/2" = 1'-0"

4 ELEVATION
SCALE 1/2" = 1'-0"

ASSIGNMENT NUMBER _____ DATE _____
 PROJECT NAME
BROOKLYN WHISKERS
 181 SMITH STREET
 BROOKLYN, NEW YORK

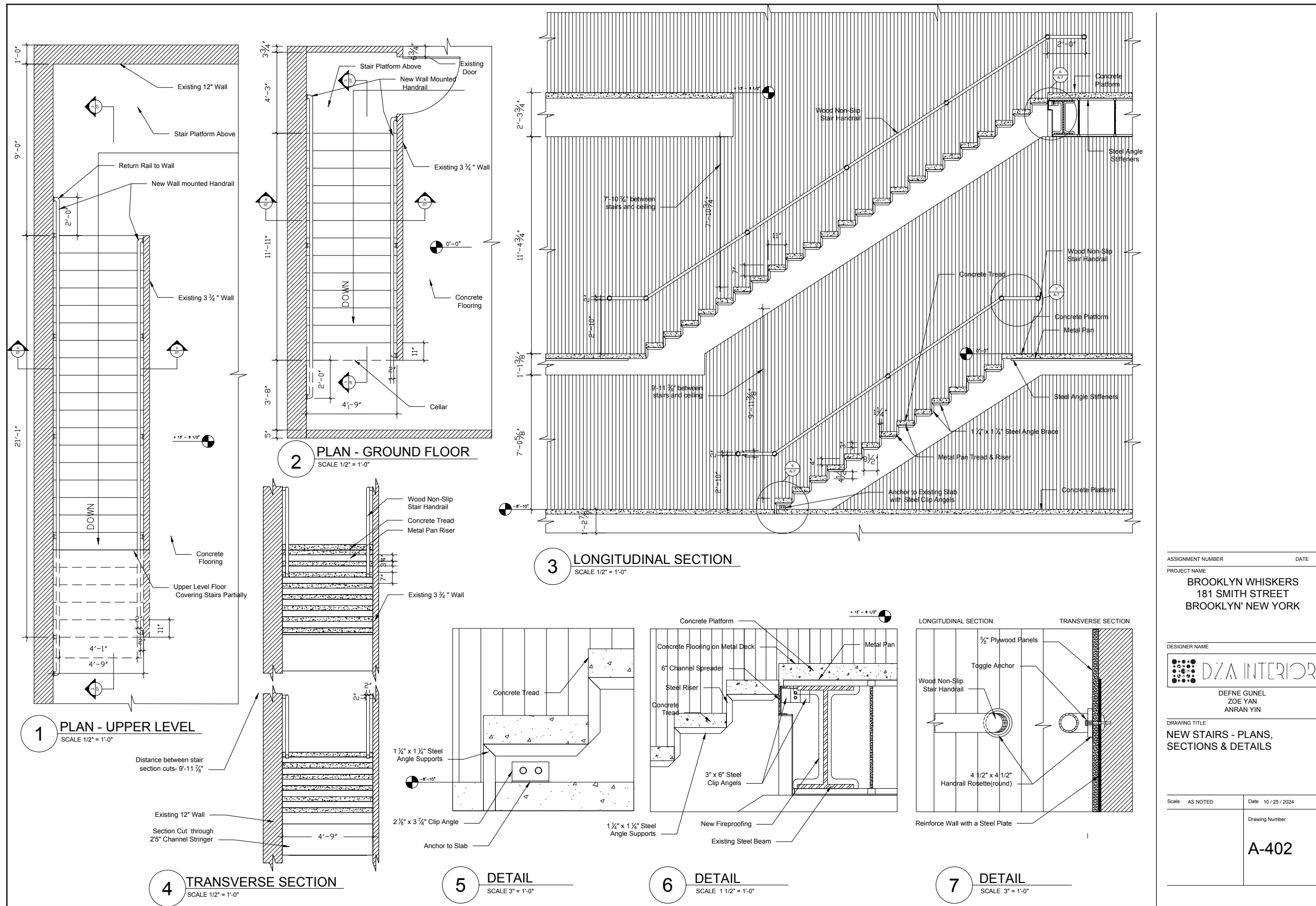
DESIGNER NAME

 DEFNE GUNEL
 ZOE YAN
 ANRAN YIN

DRAWING TITLE
TOILET ROOM
 (Ground floor)

Scale 1/2" = 1'-0" Date 10/18/2024
 Drawing Number
A-401
 1 of 1

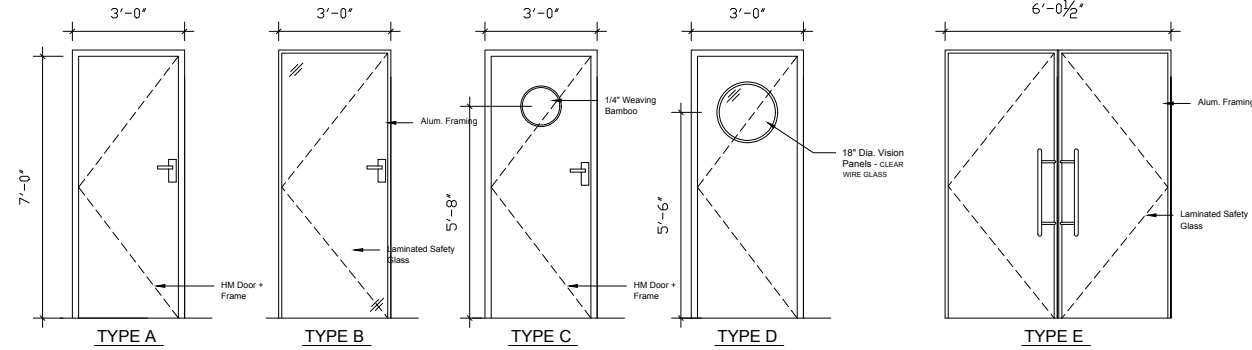




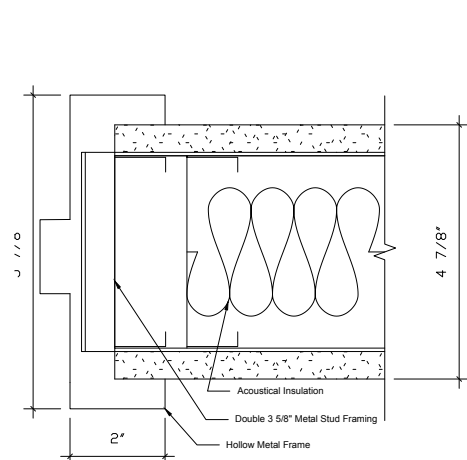
ASSIGNMENT NUMBER	DATE
PROJECT NAME	
BROOKLYN WHISKERS 181 SMITH STREET BROOKLYN' NEW YORK	
DESIGNER NAME	
	
DEFNE GUNEL ZOE YAN ANRAN YIN	
DRAWING TITLE	
NEW STAIRS - PLANS, SECTIONS & DETAILS	
Scale AS NOTED	Date 10 / 25 / 2024
	Drawing Number
	A-402



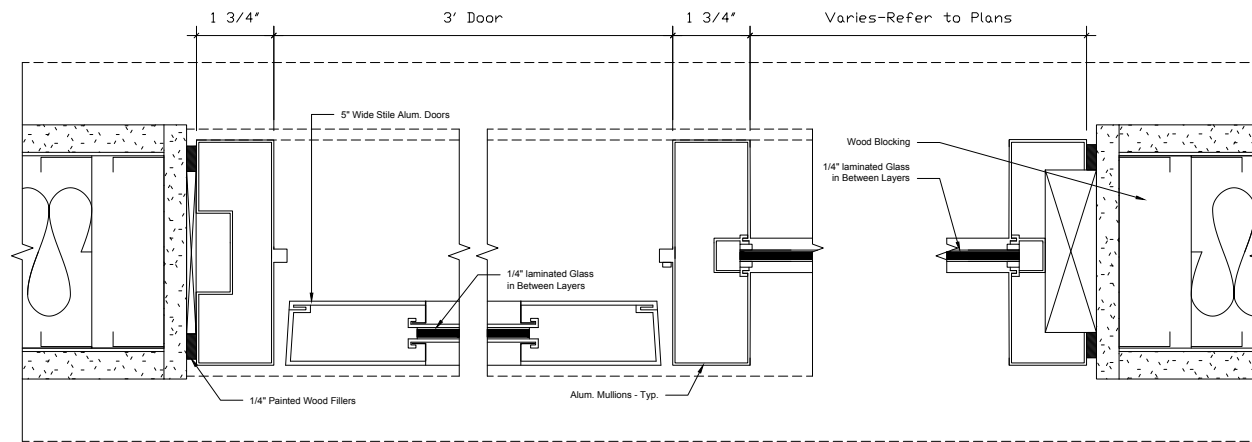
DOOR TYPES



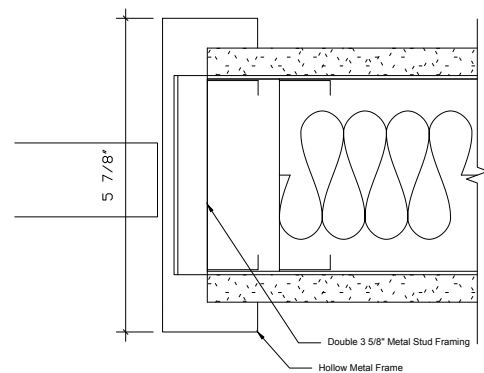
DOOR SCHEDULE											
Room	No.	Size	Type	Frame	Jamb	Head	Sill	Label	Hardware	Remarks	
101	1	3'-0"x7'-2"	B	Alum.	1	1	Alum.		1		
102	2	6'-1 1/2"x7'-2"	E	Alum.	2	2	Alum.		2		
103	3	3'-0"x7'-2"	C	HM	1	1	-		2		
104	4	3'-0"x7'-2"	A	HM	1	1	-		1		
105	5	3'-0"x7'-2"	D	HM	1	1	-		1		
106	6	3'-0"x7'-2"	D	HM	1	1	-		1		
107	7	3'-0"x7'-2"	A	HM	1	1	-		1		
001	8	3'-0"x7'-2"	C	HM	1	1	-		2		
002	9	3'-0"x7'-2"	A	HM	1	1	-		1		
003	10	3'-0"x7'-2"	A	HM	1	1	-		1		
003	11	3'-0"x7'-2"	A	HM	1	1	-		1		
003	12	3'-0"x7'-2"	A	HM	1	1	-		1		
003	13	3'-0"x7'-2"	A	HM	1	1	-		1		
004	14	3'-0"x7'-2"	C	HM	1	1	-		2		
005	15	3'-0"x7'-2"	A	HM	1	1	-		1		
006	16	3'-0"x7'-2"	A	HM	1	1	-		1		
007	17	3'-0"x7'-2"	A	HM	1	1	-		1		
008	18	3'-0"x7'-2"	A	HM	1	1	-		1		
301	19	3'-0"x7'-2"	A	HM	1	1	-		1		
302	20	3'-0"x7'-2"	A	HM	1	1	-		1		
303	21	3'-0"x7'-2"	A	HM	1	1	-		1		
304	22	3'-0"x7'-2"	B	Alum.	1	1	Alum.		1		
304	23	3'-0"x7'-2"	B	Alum.	1	1	Alum.		1		



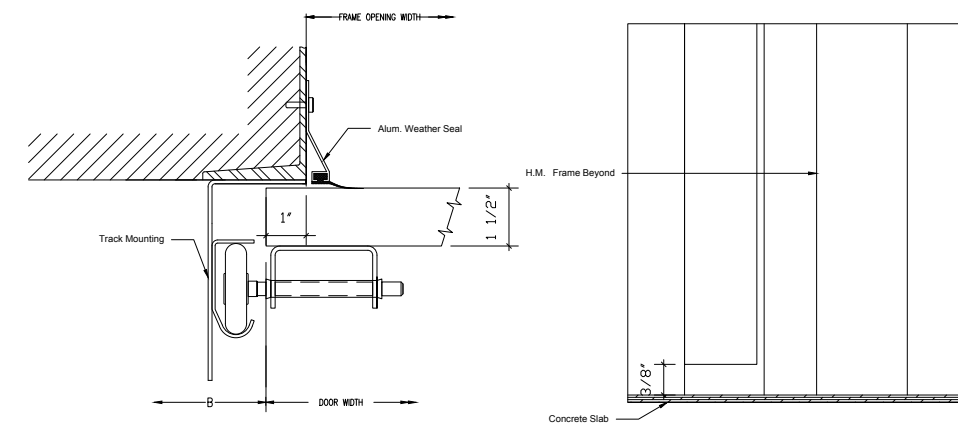
1 DETAIL
SCALE 3" = 1'-0"



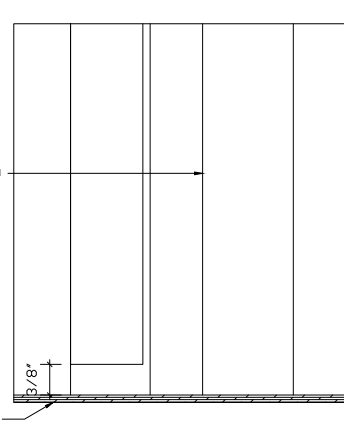
2 DETAIL
SCALE 3" = 1'-0"



3 DETAIL
SCALE 3" = 1'-0"



4 DETAIL
SCALE 3" = 1'-0"



5 DETAIL
SCALE 3" = 1'-0"

ASSIGNMENT NUMBER _____ DATE _____
 PROJECT NAME
BROOKLYN WHISKERS
 181 SMITH STREET
 BROOKLYN, NEW YORK

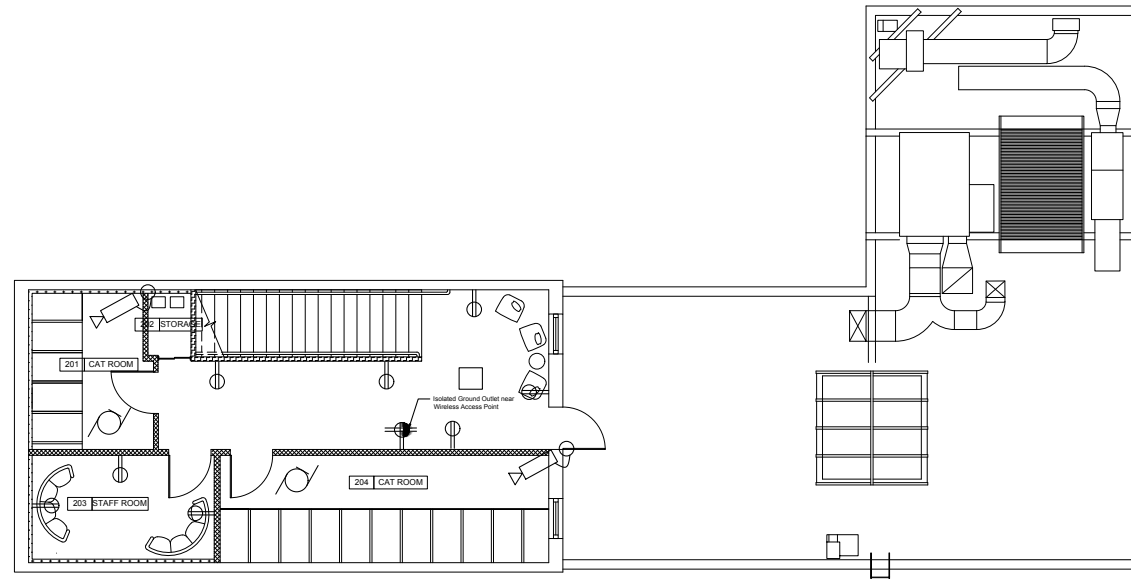
DESIGNER NAME

 DEFNE GUNEL
 ZOE YAN
 ANRAN YIN

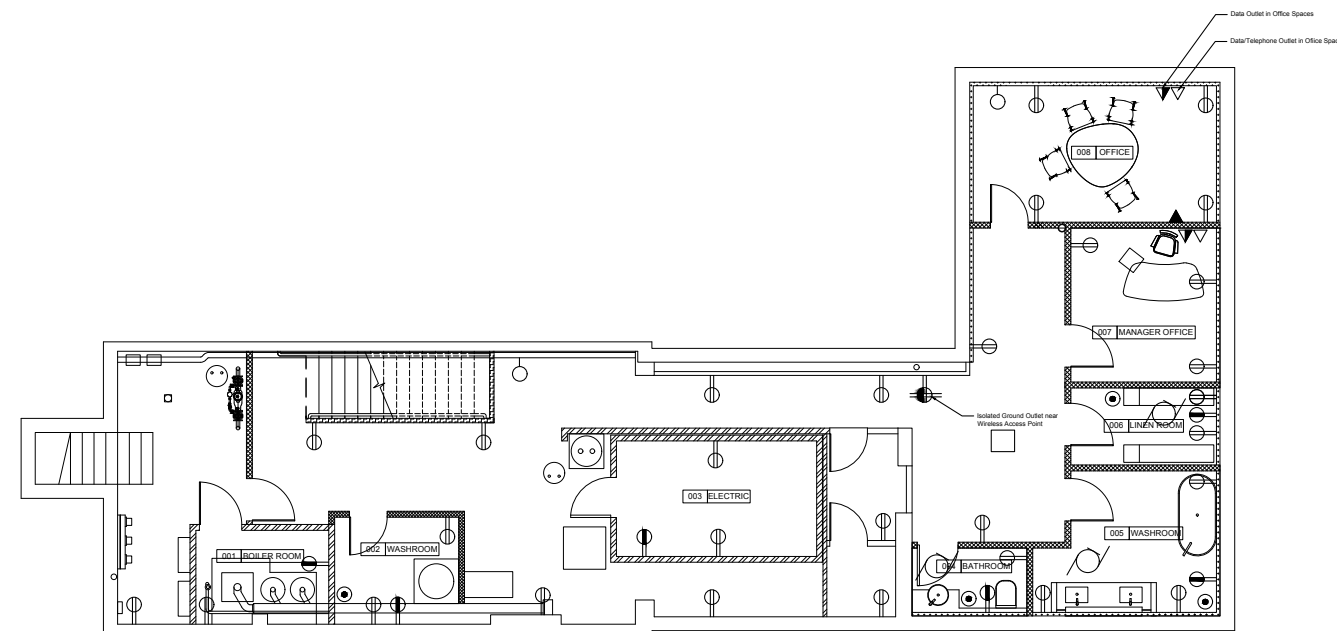
DRAWING TITLE
DOOR SCHEDULE + DETAILS

SCALE: AS NOTED DATE: 10/18/2024
 DRAWING NUMBER
A-602





3 UPPER LEVEL PLAN
SCALE 3/16" = 1'-0"



1 CELLAR PLAN
SCALE 3/16" = 1'-0"

ASSIGNMENT NUMBER _____ DATE _____
 PROJECT NAME
BROOKLYN WHISKERS
 181 SMITH STREET
 BROOKLYN, NEW YORK

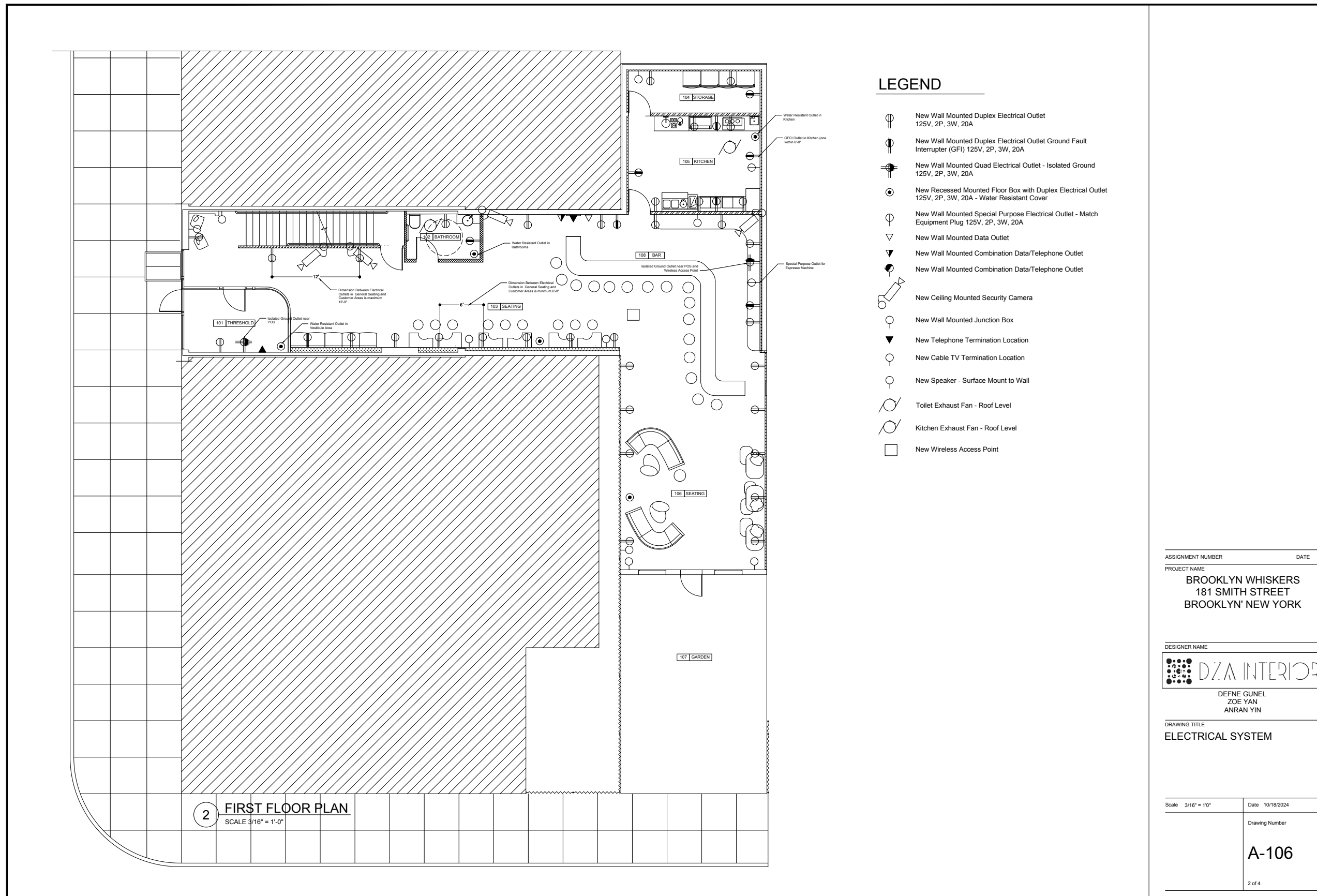
DESIGNER NAME

 DEFNE GUNEL
 ZOE YAN
 ANRAN YIN

DRAWING TITLE
ELECTRICAL SYSTEM

Scale 3/16" = 1'0" Date 10/18/2024
 Drawing Number
A-106
 1 of 4





LEGEND

- New Wall Mounted Duplex Electrical Outlet
125V, 2P, 3W, 20A
- New Wall Mounted Duplex Electrical Outlet Ground Fault
Interrupter (GFI) 125V, 2P, 3W, 20A
- New Wall Mounted Quad Electrical Outlet - Isolated Ground
125V, 2P, 3W, 20A
- New Recessed Mounted Floor Box with Duplex Electrical Outlet
125V, 2P, 3W, 20A - Water Resistant Cover
- New Wall Mounted Special Purpose Electrical Outlet - Match
Equipment Plug 125V, 2P, 3W, 20A
- New Wall Mounted Data Outlet
- New Wall Mounted Combination Data/Telephone Outlet
- New Wall Mounted Combination Data/Telephone Outlet
- New Ceiling Mounted Security Camera
- New Wall Mounted Junction Box
- New Telephone Termination Location
- New Cable TV Termination Location
- New Speaker - Surface Mount to Wall
- Toilet Exhaust Fan - Roof Level
- Kitchen Exhaust Fan - Roof Level
- New Wireless Access Point

ASSIGNMENT NUMBER _____ DATE _____

PROJECT NAME
BROOKLYN WHISKERS
 181 SMITH STREET
 BROOKLYN, NEW YORK

DESIGNER NAME

 DEFNE GUNEL
 ZOE YAN
 ANRAN YIN

DRAWING TITLE
ELECTRICAL SYSTEM

Scale 3/16" = 1'-0" Date 10/18/2024

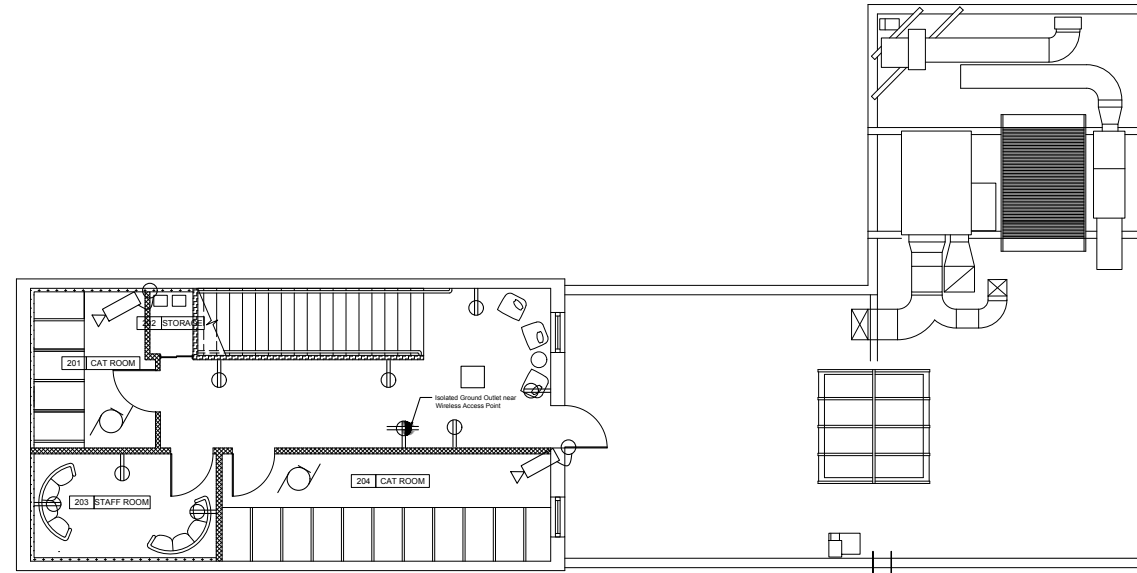
Drawing Number

A-106

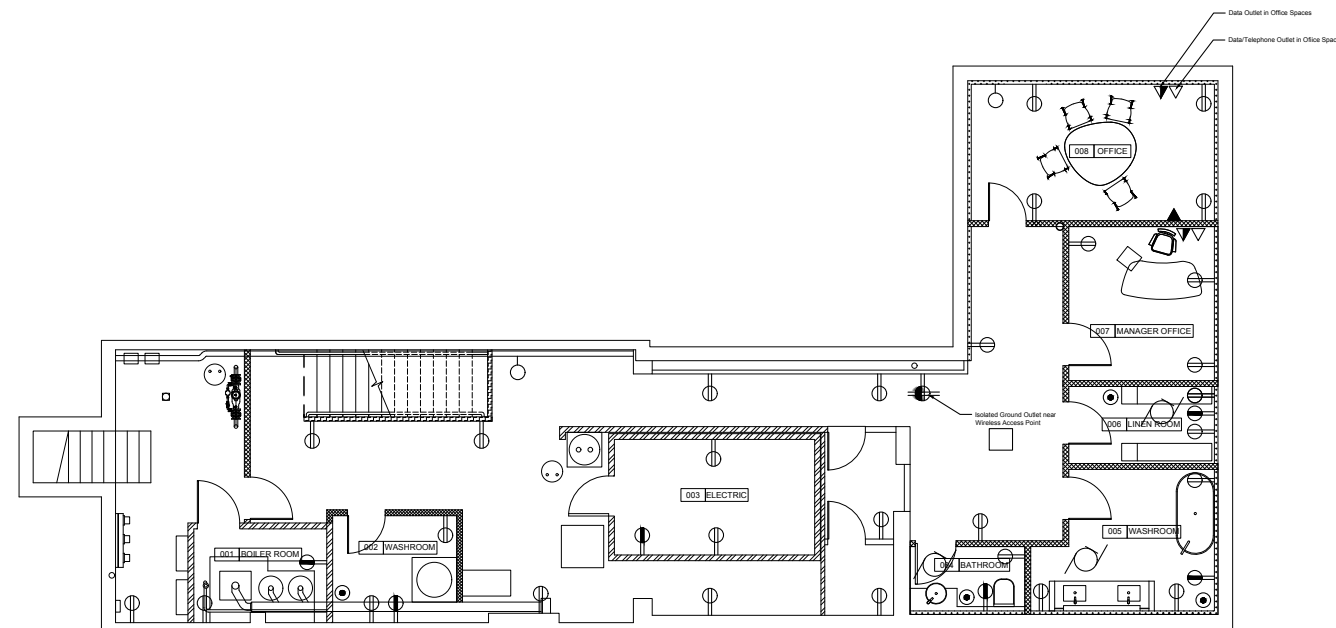
2 of 4

2 FIRST FLOOR PLAN
 SCALE 3/16" = 1'-0"





3 UPPER LEVEL PLAN
SCALE 3/16" = 1'-0"



1 CELLAR PLAN
SCALE 3/16" = 1'-0"

ASSIGNMENT NUMBER _____ DATE _____

PROJECT NAME
BROOKLYN WHISKERS
181 SMITH STREET
BROOKLYN, NEW YORK

DESIGNER NAME



DEFNE GUNEL
ZOE YAN
ANRAN YIN

DRAWING TITLE
FIRE ALARM SYSTEM

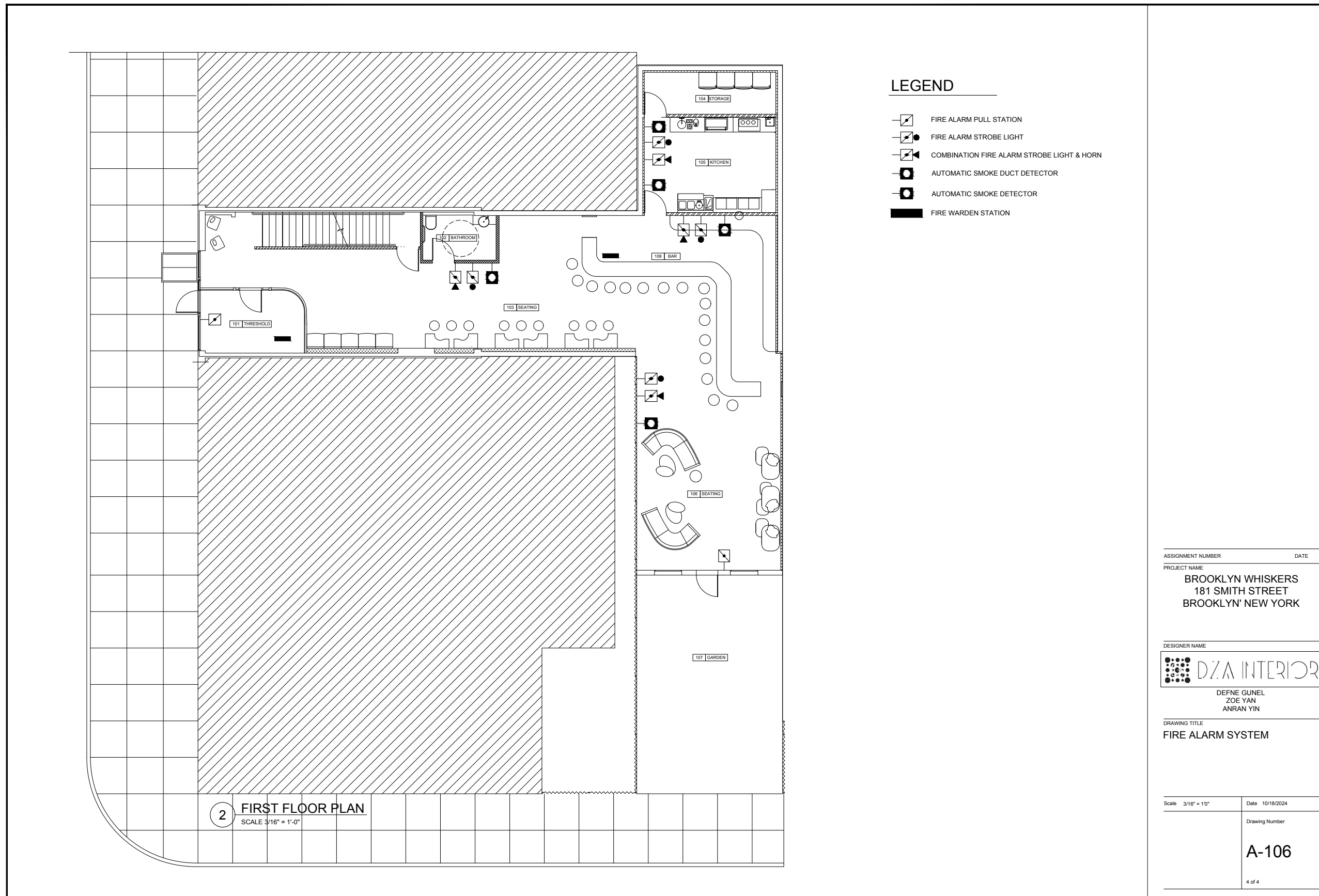
Scale 3/16" = 1'0" Date 10/18/2024

Drawing Number







A-106

3 of 4





LEGEND

-  FIRE ALARM PULL STATION
-  FIRE ALARM STROBE LIGHT
-  COMBINATION FIRE ALARM STROBE LIGHT & HORN
-  AUTOMATIC SMOKE DUCT DETECTOR
-  AUTOMATIC SMOKE DETECTOR
-  FIRE WARDEN STATION

ASSIGNMENT NUMBER _____ DATE _____
 PROJECT NAME
BROOKLYN WHISKERS
 181 SMITH STREET
 BROOKLYN, NEW YORK

DESIGNER NAME

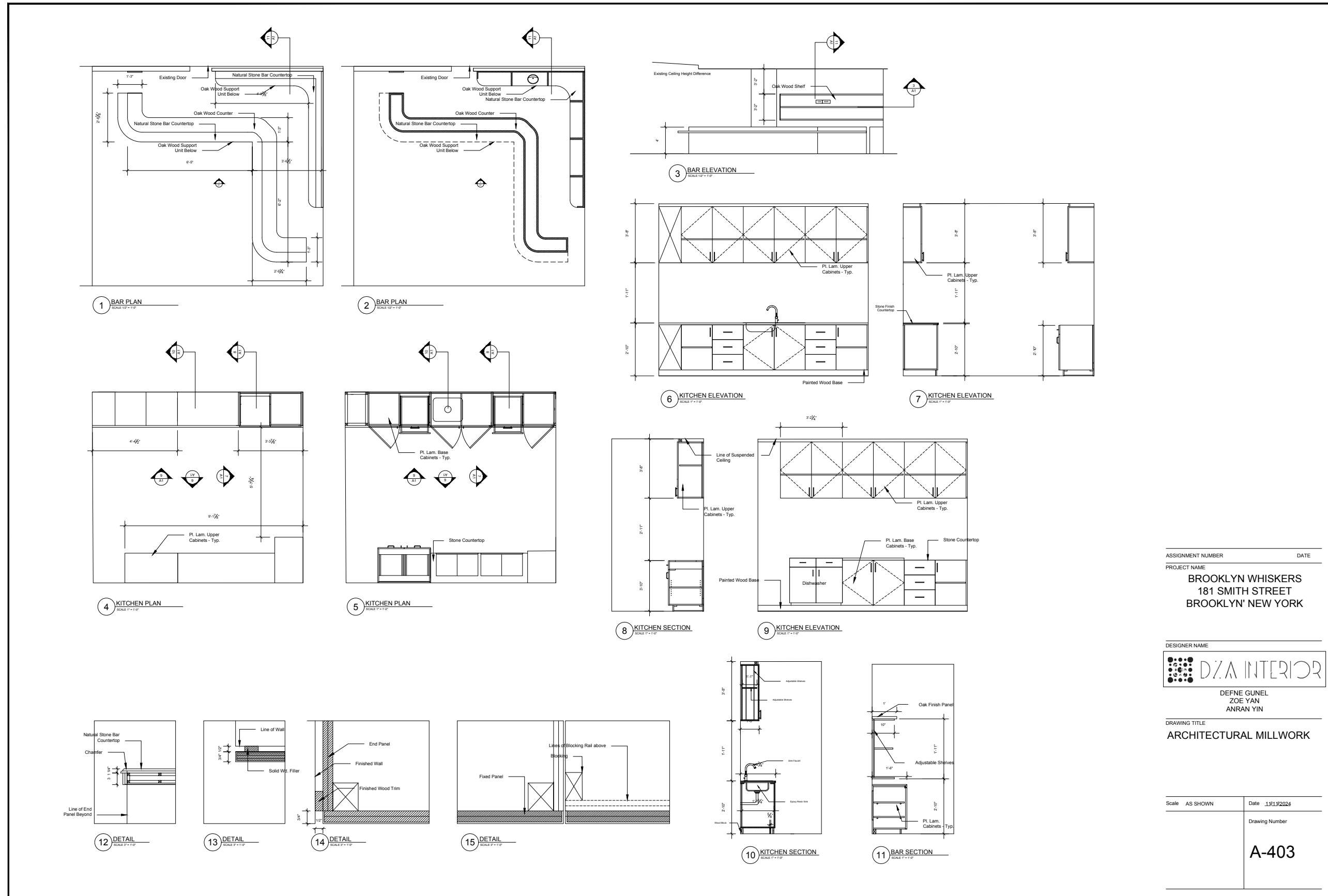
 DEFNE GUNEL
 ZOE YAN
 ANRAN YIN

DRAWING TITLE
FIRE ALARM SYSTEM

Scale 3/16" = 1'-0" Date 10/18/2024
 Drawing Number
A-106
 4 of 4

2 FIRST FLOOR PLAN
 SCALE 3/16" = 1'-0"





ASSIGNMENT NUMBER _____ DATE _____
 PROJECT NAME
BROOKLYN WHISKERS
 181 SMITH STREET
 BROOKLYN, NEW YORK

DESIGNER NAME

 DEFNE GUNEL
 ZOE YAN
 ANRAN YIN

DRAWING TITLE
ARCHITECTURAL MILLWORK

Scale AS SHOWN Date 11/11/2024
 Drawing Number
A-403

